

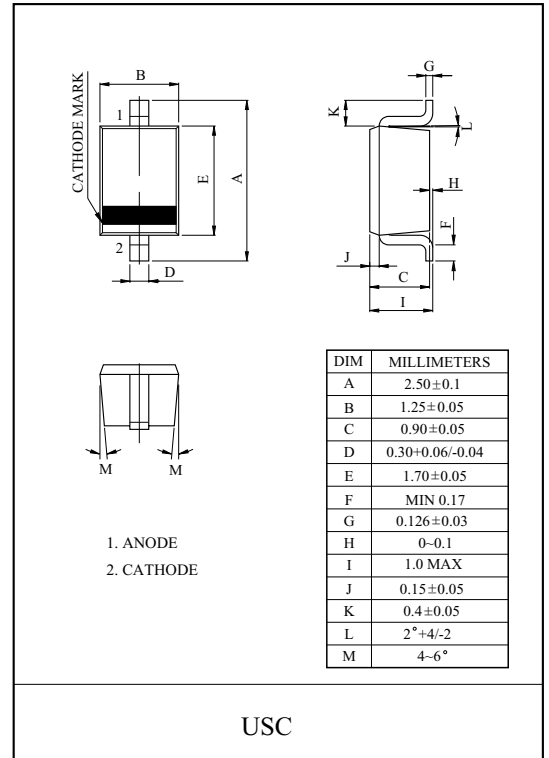
VCO FOR UHF/VHF BAND.

#### FEATURES

- Good C-V Linearity.
- Low Series Resistance. :  $r_s=0.4$  (Max.)
- Small Package : USC.

#### MAXIMUM RATING (Ta=25 )

CHARACTERISTIC	SYMBOL	RATING	UNIT
Reverse Voltage	$V_R$	15	V
Junction Temperature	$T_j$	150	
Storage Temperature Range	$T_{stg}$	-55 150	



Not recommended for new design

Marking

Lot No.

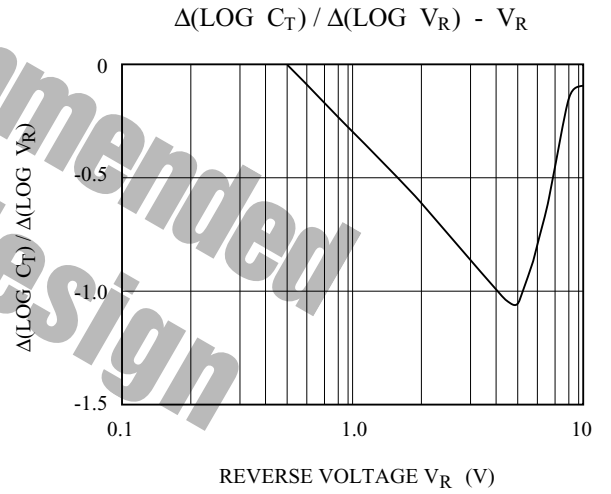
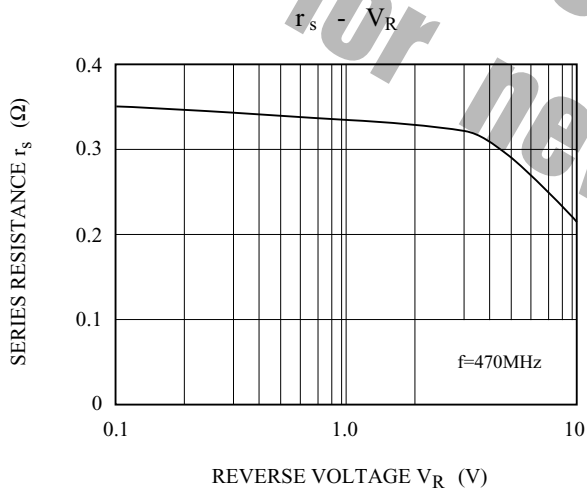
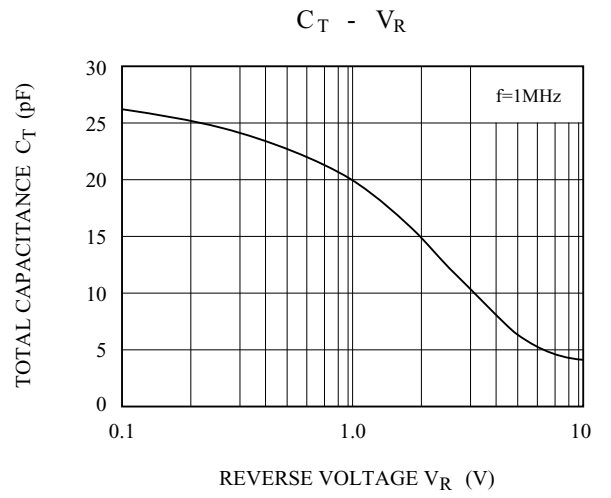
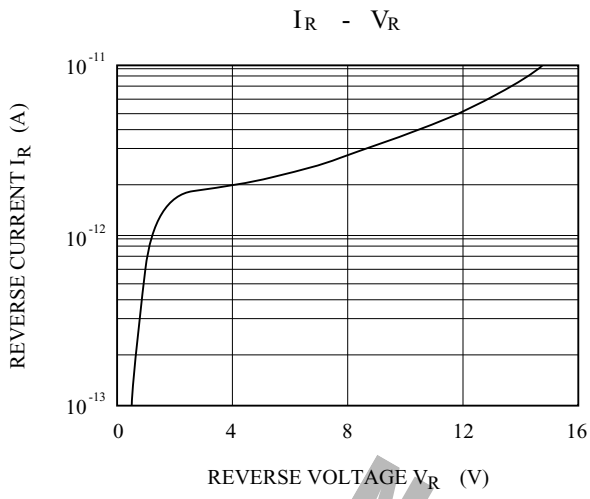


Type Name

#### ELECTRICAL CHARACTERISTICS (Ta=25 )

CHARACTERISTIC	SYMBOL	TEST CONDITION	MIN.	TYP.	MAX.	UNIT
Reverse Current	$I_{R1}$	$V_R=15V$	-	-	10	nA
	$I_{R2}$	$V_R=15V, T_a=60$	-	-	100	
Capacitance	$C_{1V}$	$V_R=1V, f=1MHz$	19.5	-	21.0	pF
	$C_{4V}$	$V_R=4V, f=1MHz$	8.0	-	9.3	
Capacitance Ratio	$C_{1V}/C_{4V}$	-	2.2	-	-	-
Series Resistance	$r_s$	$V_R=1V, f=470MHz$	-	-	0.4	

# KDV358



Not recommended for new design