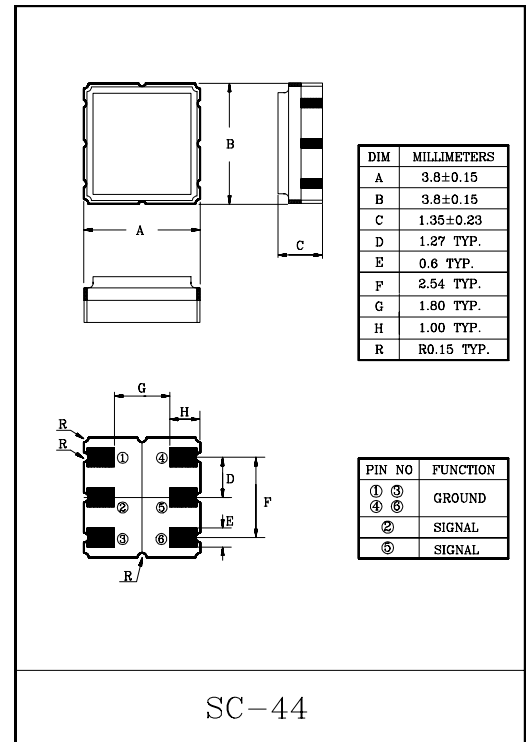


Band pass filters for the receiving RF circuits of pager

- High stability and reliability with good performance and no adjustment.
- Wide and sharp pass band characteristics.
- Low insertion loss and deep stop band attenuation for interference.
- Package is designed for 3.8×3.8×1.35mm type SMD.

### MAXIMUM RATINGS (Ta=25°C)

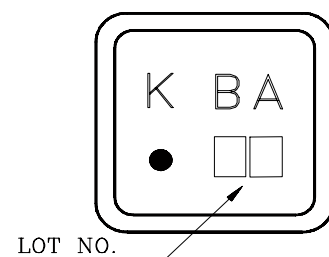
ITEM	SYMBOL	RATING	UNIT
Input Signal Level	IS <sub>max</sub>	0	dBm
DC Permissive Voltage	V <sub>DC</sub>	+10	V
Operating Temperature Range	T <sub>opr</sub>	-10~+50	°C
Storage Temperature Range	T <sub>stg</sub>	-30~+85	°C



### ELECTRICAL CHARACTERISTICS (Temperature 20±2°C, Humidity 65±5%)

ITEMS	SYMBOL	TEST CONDITION	MIN.	TYP.	MAX.	UNIT
Nominal Center Frequency	f <sub>0</sub>	-	-	325.3	-	MHz
Bandwidth	BW <sub>3dB</sub>	-	f <sub>0</sub> ±3.3	-	-	MHz
Insertion Loss	IL <sub>PASS</sub>	f <sub>0</sub> ±3.3MHz	-	-	4.0	dB
Ripple Level	A <sub>RIP</sub>	f <sub>0</sub> ±3.3MHz	-	-	2.0	dB
Rejection Level	IL <sub>STOP</sub>	f <sub>0</sub> -100~f <sub>0</sub> -39.5MHz	50	-	-	dB
		f <sub>0</sub> +39.5~f <sub>0</sub> +100MHz	50	-	-	dB
Input/Output Impedance	Z <sub>i</sub> (Z <sub>o</sub> )	-	-	150Ω//0pF	-	-

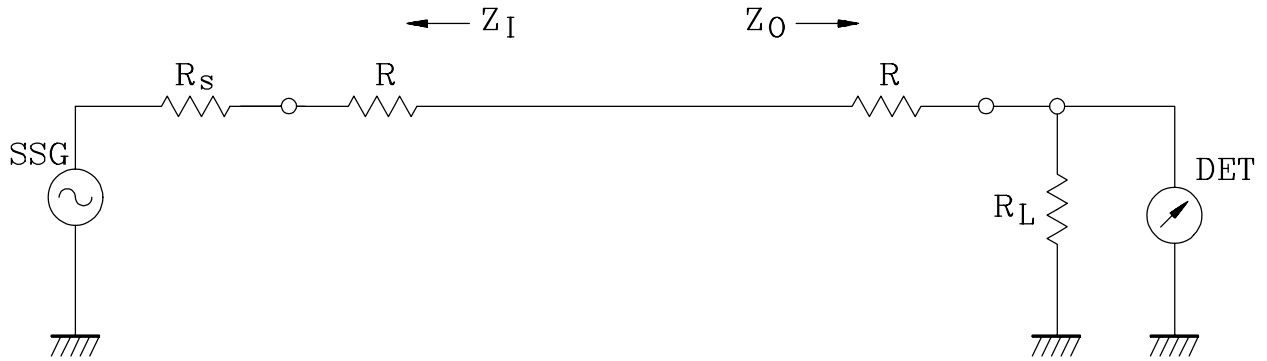
### Marking



# KF325V

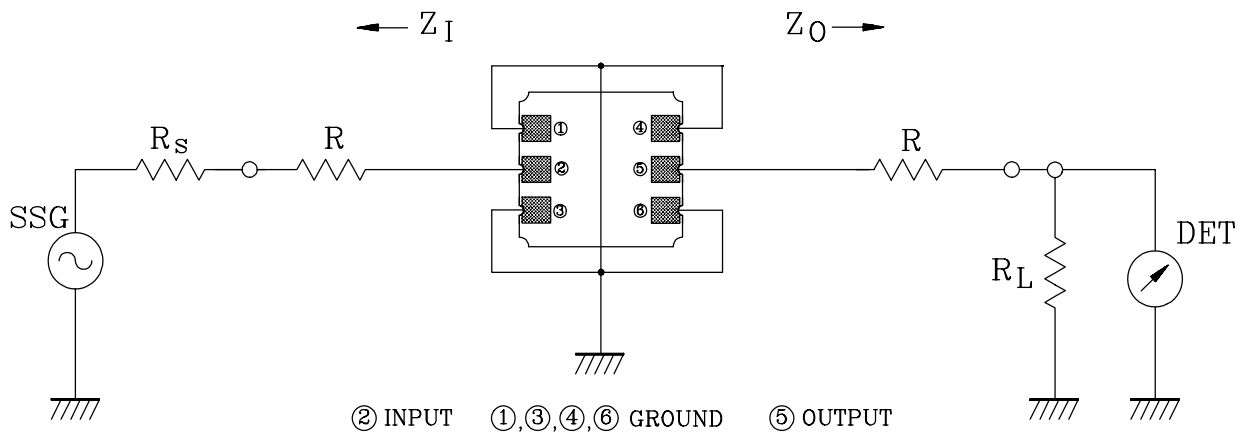
## TEST CIRCUIT

### REFERENCE LEVEL TEST CIRCUIT



$R_s, R_L : 50\Omega$  (Internal Impedance of Source and Load)  
 $R : 100\Omega$   
 $Z_I(Z_O)=R_s(R_L)+R$

### MEASUREMENT CIRCUIT



$R_s, R_L : 50\Omega$  (Internal Impedance of Source and Load)  
 $R : 100\Omega$   
 $Z_I(Z_O)=R_s(R_L)+R$

# KF325V

