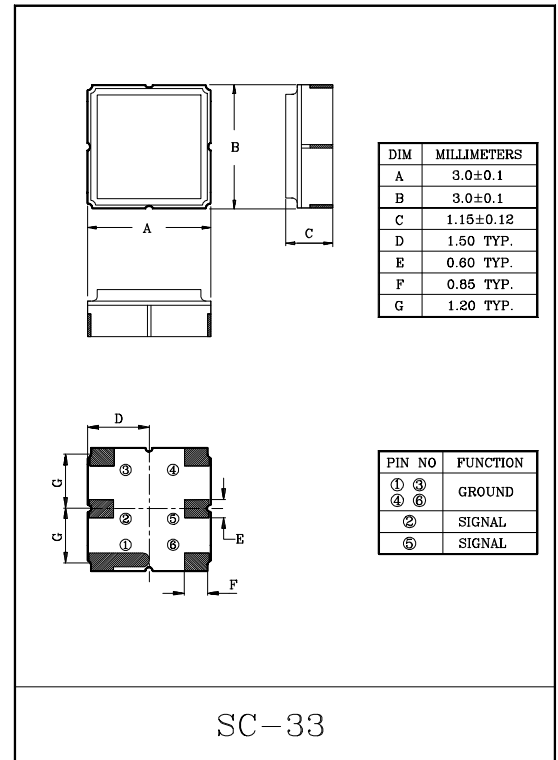


Band pass filters for RX of EGSM.

- High stability and reliability with good performance and no adjustment.
- Wide and sharp pass band characteristics.
- Low insertion loss and deep stop band attenuation for interference.

### MAXIMUM RATINGS

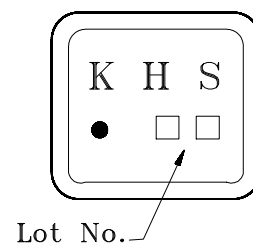
ITEM	SYMBOL	RATING	UNIT
Input Signal Level	$IS_{max}$	+23	dBm
DC Permissive Voltage	$V_{DC}$	-5 ~ +5	V
Operating Temperature Range	$T_{opr}$	-30 ~ +85	°C
Storage Temperature Range	$T_{stg}$	-40 ~ +100	°C



### ELECTRICAL CHARACTERISTICS (Ta=-30~+85°C)

ITEMS	SYMBOL	TEST CONDITION	MIN.	TYP.	MAX.	UNIT
Nominal Center Frequency	$f_0$	-	-	942.5	-	MHz
Bandwidth	$BW_{3dB}$	-	$f_0 \pm 17.5$	-	-	MHz
Insertion Loss	$IL_{PASS}$	$f_0 \pm 17.5$ MHz	-	2.0	3.5	dB
Ripple Level	$A_{RIP}$	$f_0 \pm 17.5$ MHz	-	1.0	2.0	dB
Rejection Level	$IL_{STOP}$	DC ~ 905 MHz	17	18	-	dB
		905 ~ 915 MHz	5	16	-	
		980 ~ 1000 MHz	13	20	-	
		1000 ~ 2000 MHz	20	22	-	
Voltage Standing Wave Ratio	VSWR	$f_0 \pm 17.5$ MHz	-	2.2	2.7	-
Input/Output Impedance	$Z_I(Z_O)$	-	-	50Ω//0pF	-	-

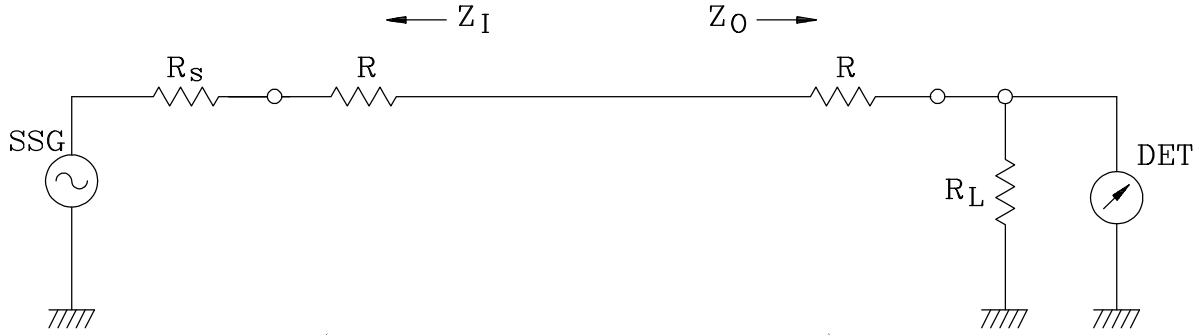
### Marking



# KF942FU

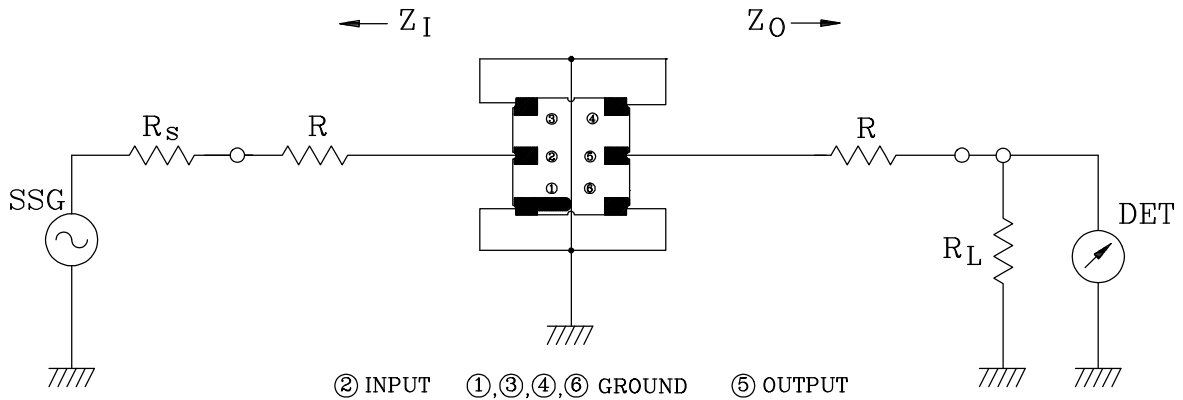
## TEST CIRCUIT

### REFERENCE LEVEL TEST CIRCUIT



$R_s, R_L : 50\Omega$  (Internal Impedance of Source and Load)  
 $R : 0\Omega$   
 $Z_i(Z_o)=R_s(R_L)+R$

### MEASUREMENT CIRCUIT



$R_s, R_L : 50\Omega$  (Internal Impedance of Source and Load)  
 $R : 0\Omega$   
 $Z_i(Z_o)=R_s(R_L)+R$