

General Description

This planar stripe MOSFET has better characteristics, such as fast switching time, low on resistance, low gate charge and excellent avalanche characteristics. It is mainly suitable for electronic ballast and switching mode power supplies.

FEATURES

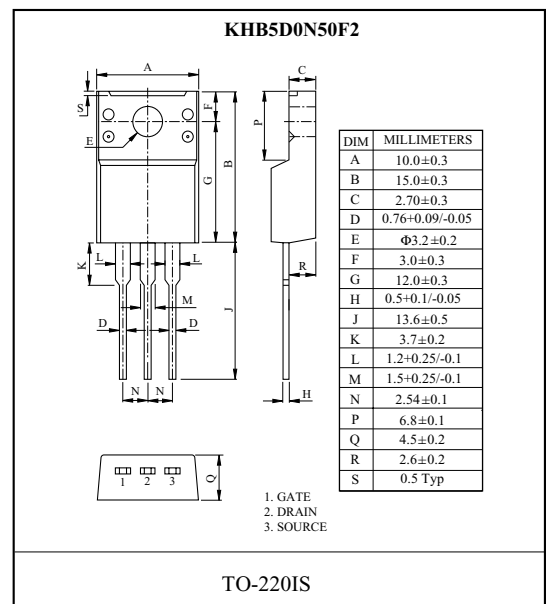
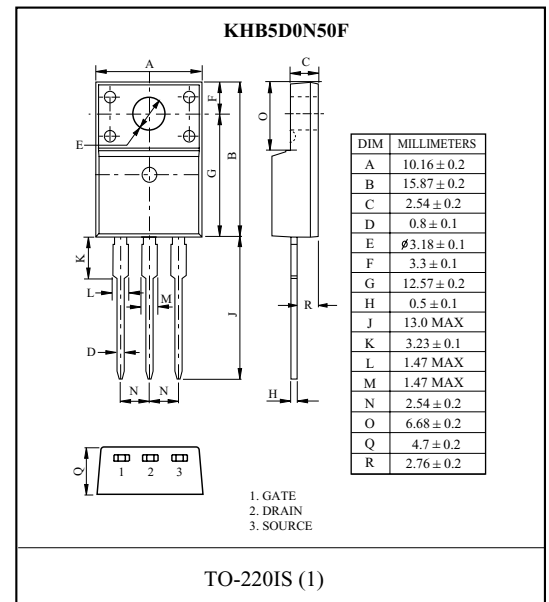
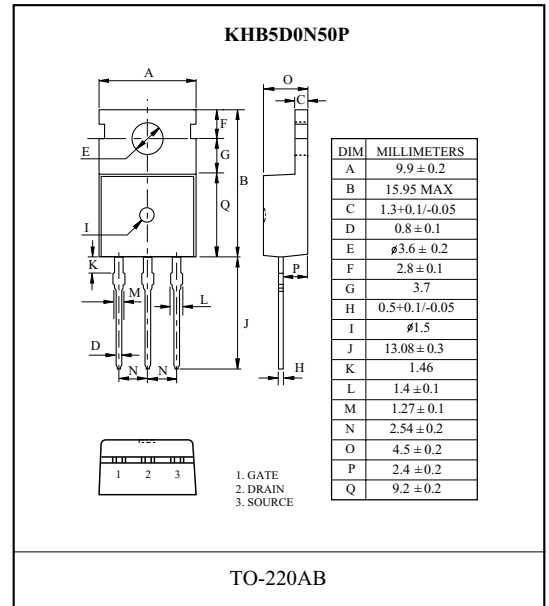
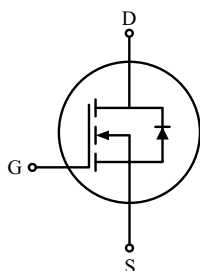
- $V_{DSS} = 500V$, $I_D = 5.0A$
- Drain-Source ON Resistance :
 $R_{DS(ON)} = 1.5 \Omega$ @ $V_{GS} = 10V$
- $Q_g(\text{typ.}) = 21nC$

MAXIMUM RATING (Tc=25 °C)

CHARACTERISTIC	SYMBOL	RATING		UNIT
		KHB5D0N50P	KHB5D0N50F KHB5D0N50F2	
Drain-Source Voltage	V_{DSS}	500		V
Gate-Source Voltage	V_{GSS}	± 30		V
Drain Current	@T _c =25 °C	I_D	5.0	5.0*
	@T _c =100 °C		2.9	2.9*
	Pulsed (Note 1)	I_{DP}	20	20*
Single Pulsed Avalanche Energy (Note 2)	E_{AS}	390		mJ
Repetitive Avalanche Energy (Note 1)	E_{AR}	9.2		mJ
Peak Diode Recovery dv/dt (Note 3)	dv/dt	3.5		V/ns
Drain Power Dissipation	Tc=25 °C	P_D	73	38
	Derate above 25 °C		0.74	0.3
Maximum Junction Temperature	T_j	150		°C
Storage Temperature Range	T_{stg}	-55 ~ 150		°C
Thermal Characteristics				
Thermal Resistance, Junction-to-Case	R_{thJC}	1.71	3.31	°C/W
Thermal Resistance, Case-to-Sink	R_{thCS}	0.5	-	°C/W
Thermal Resistance, Junction-to-Ambient	R_{thJA}	62.5	62.5	°C/W

* : Drain current limited by maximum junction temperature.

PIN CONNECTION



KHB5D0N50P/F/F2

ELECTRICAL CHARACTERISTICS (Tc=25 °C)

CHARACTERISTIC	SYMBOL	TEST CONDITION	MIN.	TYP.	MAX.	UNIT
Static						
Drain-Source Breakdown Voltage	BV_{DSS}	$I_D=250\mu A, V_{GS}=0V$	500	-	-	V
Breakdown Voltage Temperature Coefficient	$\Delta BV_{DSS}/\Delta T_j$	$I_D=250\mu A$, Referenced to 25 °C	-	0.6	-	V/°C
Drain Cut-off Current	I_{DSS}	$V_{DS}=500V, V_{GS}=0V$,	-	-	10	μA
Gate Threshold Voltage	V_{th}	$V_{DS}=V_{GS}, I_D=250\mu A$	2.0	-	4.0	V
Gate Leakage Current	I_{GSS}	$V_{GS}=\pm 30V, V_{DS}=0V$	-	-	± 100	nA
Drain-Source ON Resistance	$R_{DS(ON)}$	$V_{GS}=10V, I_D=2.5A$	-	1.24	1.5	Ω
Dynamic						
Total Gate Charge	Q_g	$V_{DS}=400V, I_D=5A$ $V_{GS}=10V$ (Note4,5)	-	21	25	nC
Gate-Source Charge	Q_{gs}		-	3.6	4.4	
Gate-Drain Charge	Q_{gd}		-	8.3	13	
Turn-on Delay time	$t_{d(on)}$	$V_{DD}=250V$ $R_L=50\Omega$ $R_G=25\Omega$ (Note4,5)	-	-	40	ns
Turn-on Rise time	t_r		-	-	50	
Turn-off Delay time	$t_{d(off)}$		-	-	200	
Turn-off Fall time	t_f		-	-	75	
Input Capacitance	C_{iss}	$V_{DS}=25V, V_{GS}=0V, f=1.0MHz$	-	820	1100	pF
Output Capacitance	C_{oss}		-	90	115	
Reverse Transfer Capacitance	C_{rss}		-	12.7	21	
Source-Drain Diode Ratings						
Continuous Source Current	I_S	$V_{GS}<V_{th}$	-	-	5	A
Pulsed Source Current	I_{SP}		-	-	20	
Diode Forward Voltage	V_{SD}	$I_S=5A, V_{GS}=0V$	-	-	1.5	V
Reverse Recovery Time	t_{rr}	$I_S=5A, V_{GS}=0V$, $dI_S/dt=100A/\mu s$	-	330	-	ns
Reverse Recovery Charge	Q_{rr}		-	2.93	-	μC

Note 1) Repetivity rating : Pulse width limited by junction temperature.

Note 2) $L=21.5mH, I_S=5A, V_{DD}=50V, R_G=25\Omega$, Starting $T_j=25\text{ }^\circ C$.

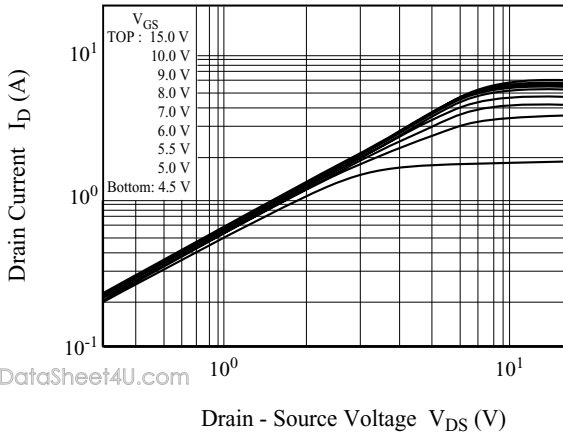
Note 3) $I_S \leq 5A, dI/dt \leq 100A/\mu s, V_{DD} \leq BV_{DSS}$, Starting $T_j=25\text{ }^\circ C$.

Note 4) Pulse Test : Pulse width $\leq 300\mu s$, Duty Cycle $\leq 2\%$.

Note 5) Essentially independent of operating temperature.

KHB5D0N50P/F/F2

Fig1. $I_D - V_{DS}$



www.DataSheet4U.com

Fig2. $I_D - V_{GS}$

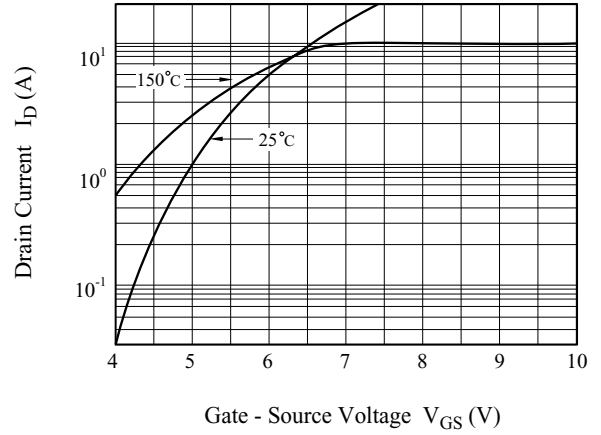


Fig3. $BV_{DSS} - T_j$

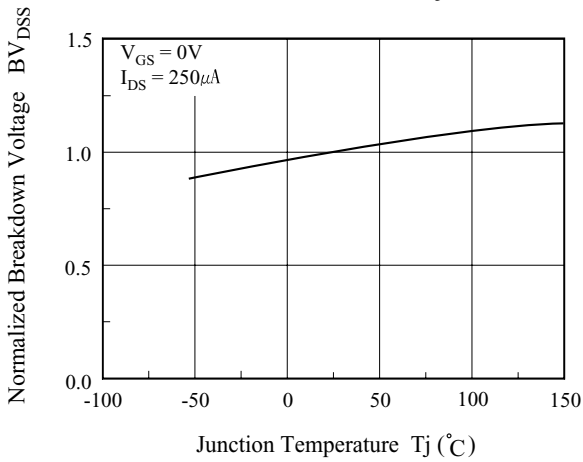


Fig4. $R_{DS(ON)} - I_D$

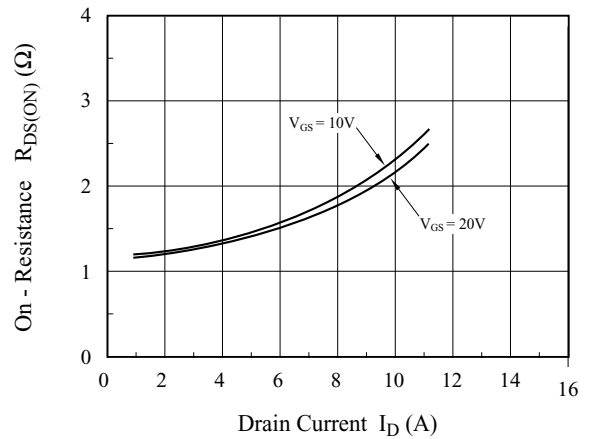


Fig5. $I_{DR} - V_{SD}$

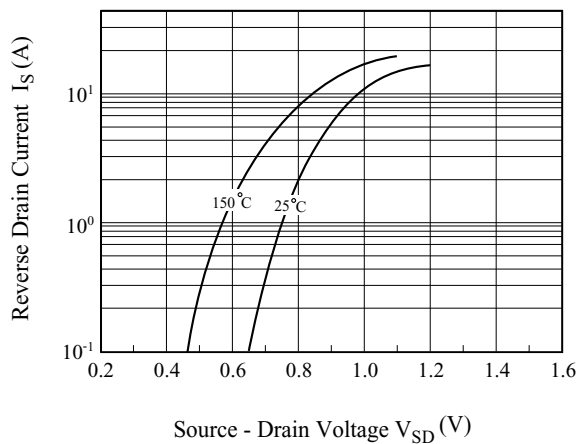
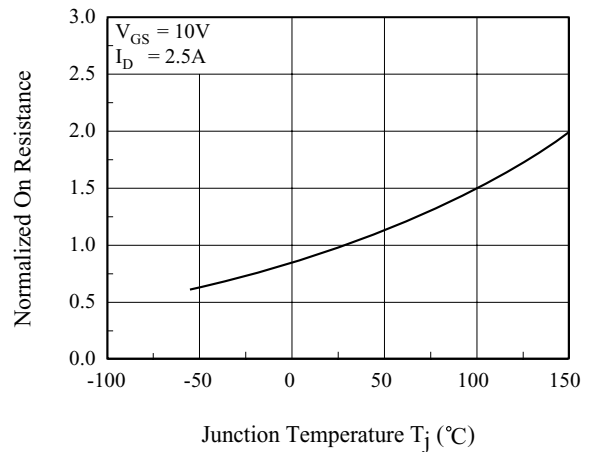


Fig6. $R_{DS(ON)} - T_j$



KHB5D0N50P/F/F2

Fig7. C - V_{DS}

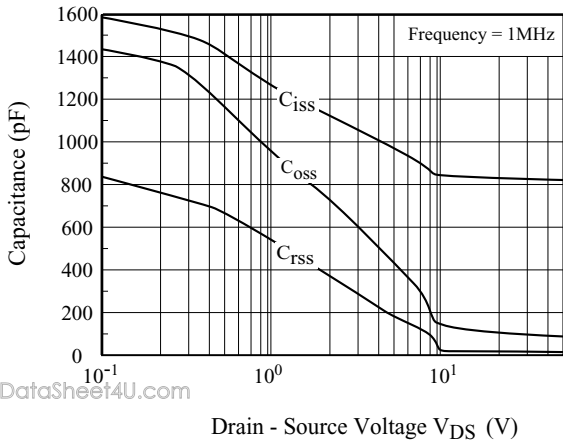


Fig8. Q_g- V_{GS}

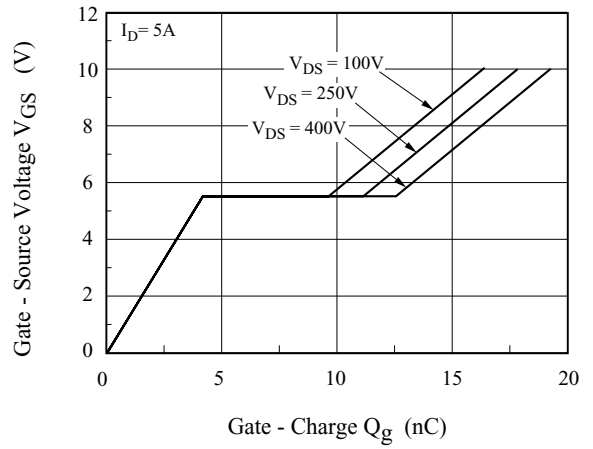


Fig9. Safe Operation Area

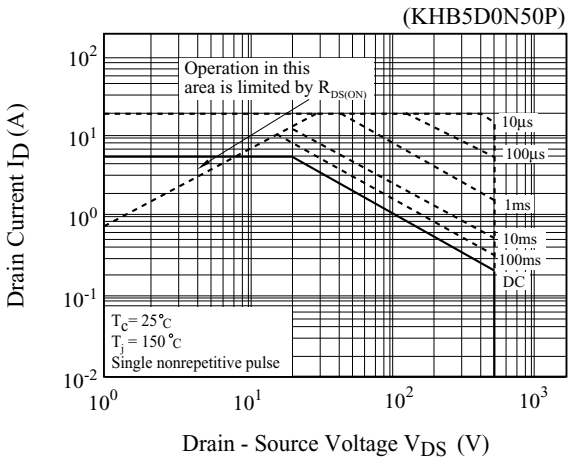


Fig10. Safe Operation Area

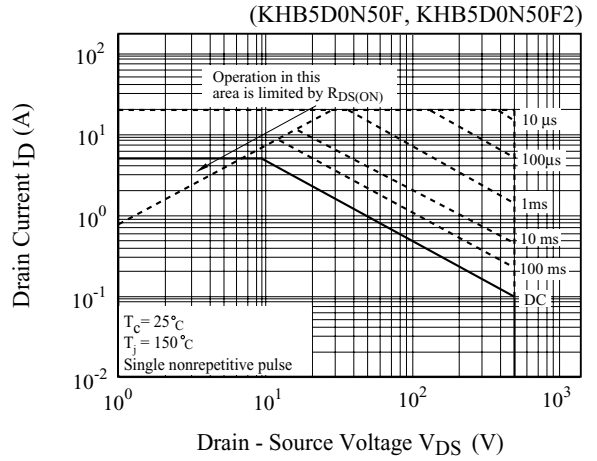
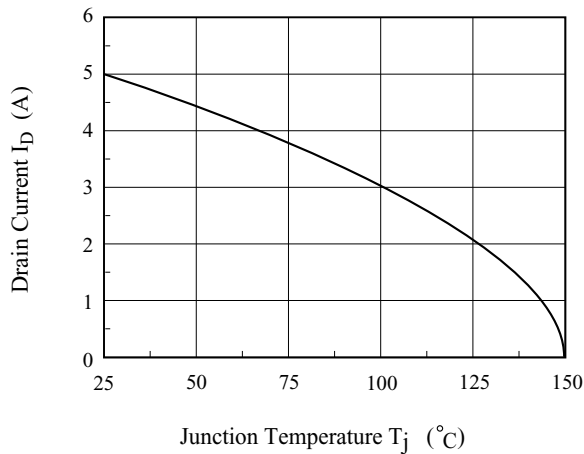
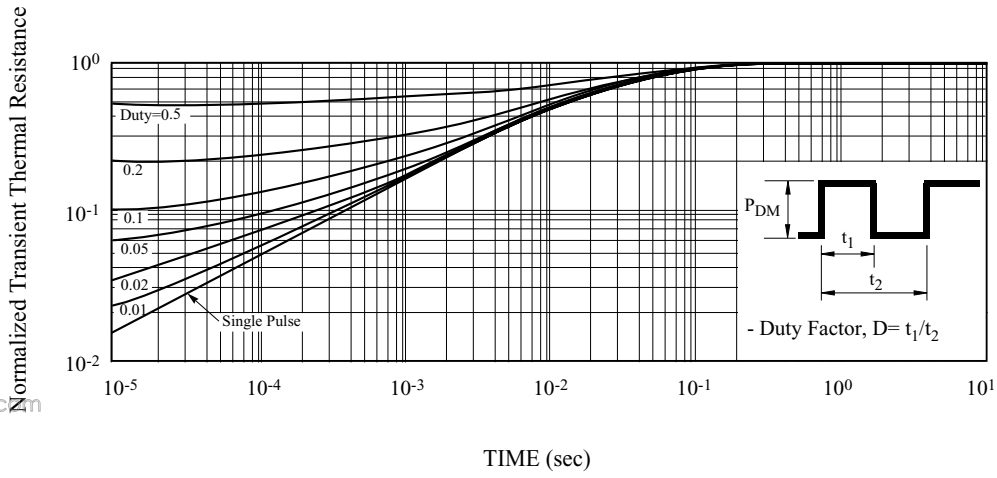


Fig11. I_D - T_j



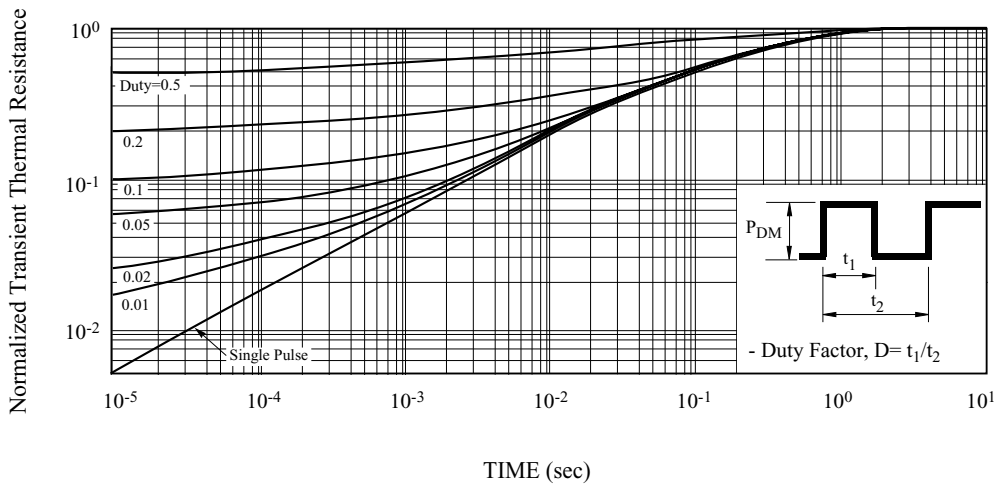
KHB5D0N50P/F/F2

Fig12. Transient Thermal Response Curve



www.DataSheet4U.com

Fig13. Transient Thermal Response Curve



KHB5D0N50P/F/F2

Fig14. Gate Charge

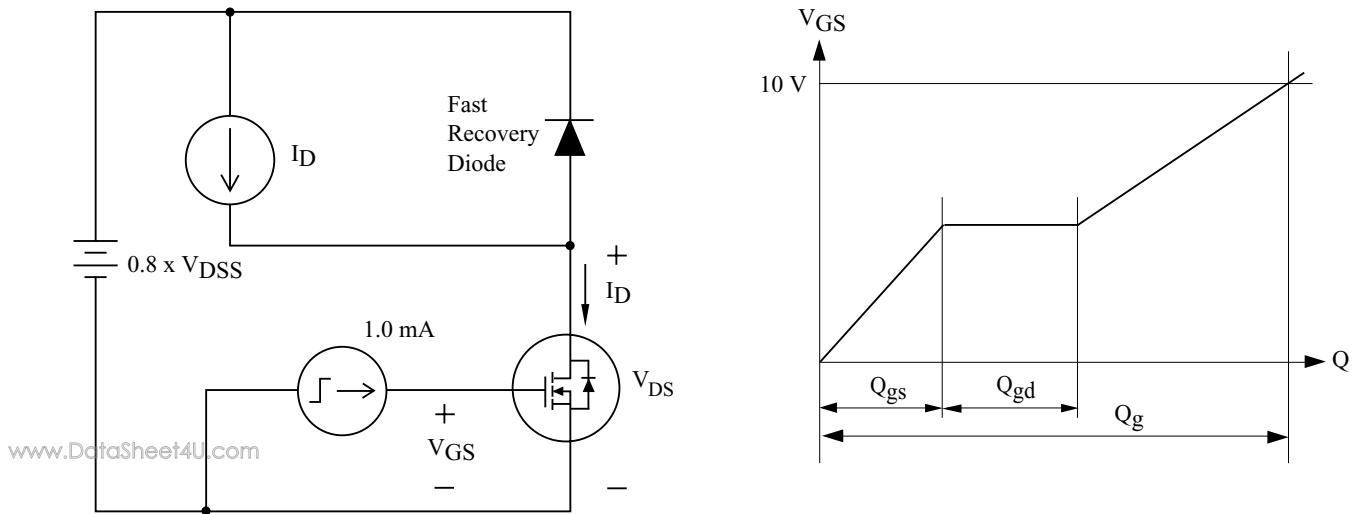


Fig15. Single Pulsed Avalanche Energy

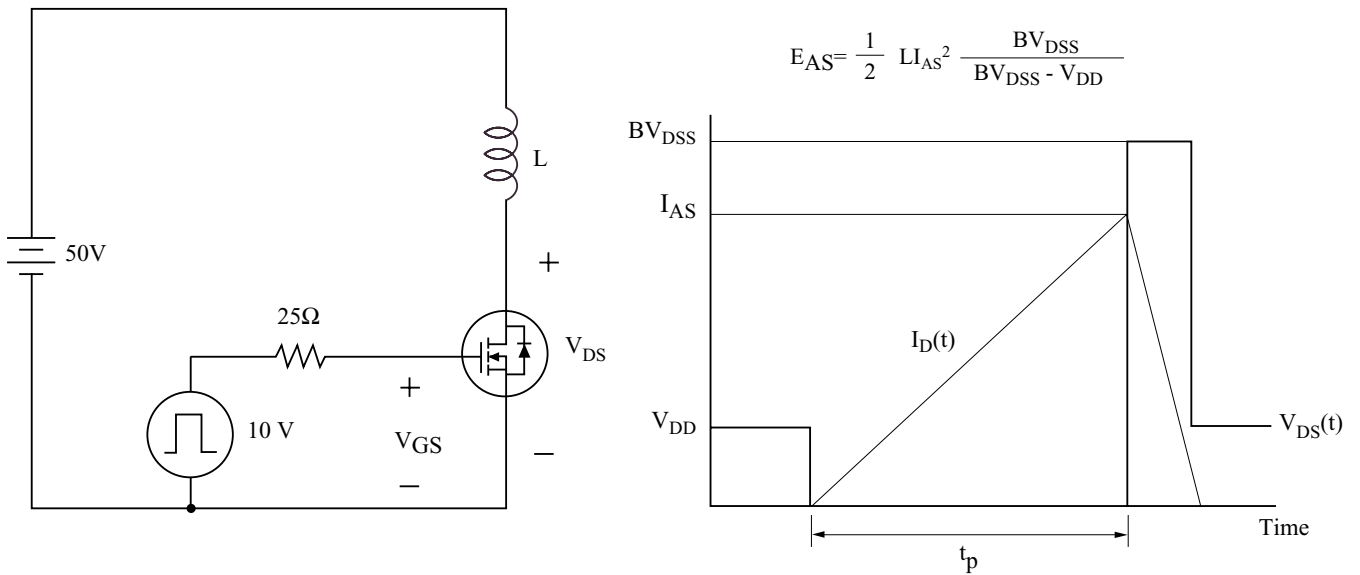


Fig16. Resistive Load Switching

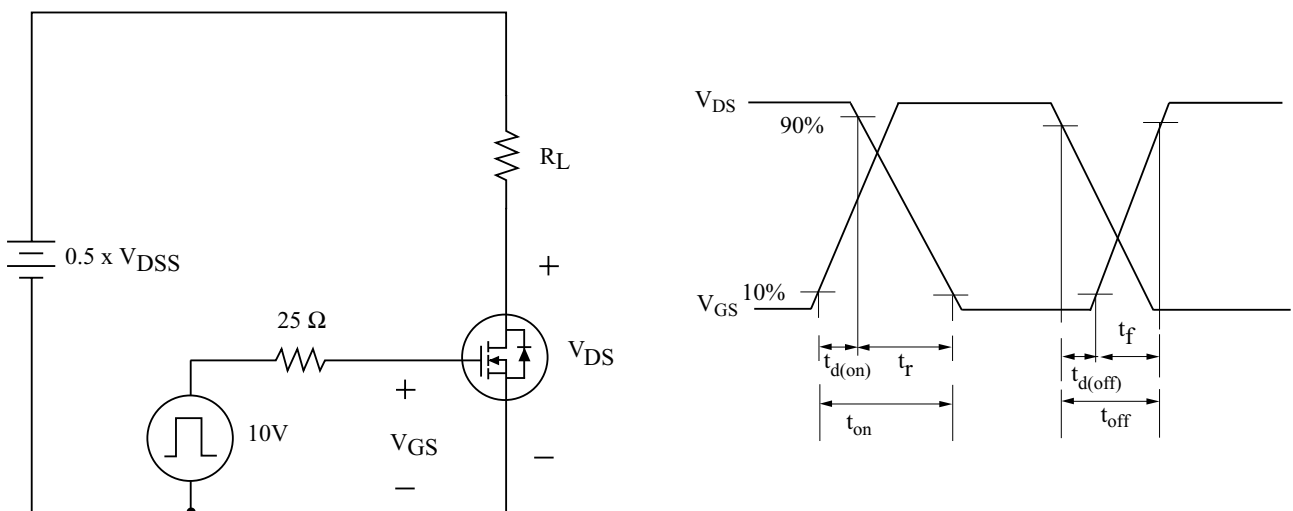


Fig17. Source - Drain Diode Reverse Recovery and dv/dt

