

PRODUCT SPECIFICATION

DATE: 11/27/2006

cosmo ELECTRONICS CORPORATION	H.P LED : KLS06WWX3	NO. 61L70034	REV.
		SHEET 1 OF 6	1

1. Features

Cosmo's high power LED packages can handle up to 350-500mA DC current,. These packages are formed by bonding 2~4 pcs LED chips on aΦ20mm metal PCB. The main features of these packages are as follows :

- Very high flux output per LED.
- Flat PCB package. On each PCB, the quantity of LED being adjustable from 2 to 4 to meet user's need. These LEDs being connected in series.
- Very long operation life time up to 100k hours attainable, by using a proper heat sink.
- $120\pm 10^\circ$ cool beam in most packages.

2. Applications

- Outdoor and indoor architectural lighting
- Reading light (car/bus/aircraft)
- Decorative/entertainment lighting
- Bollards/Security/Garden lighting
- Traffic signal
- Portable lighting (flashlight/bicycle)
- Edge-lit signs (exit sign/point of sales)
- LCD backlights
- Light guide

3. Operation and Storage Temperature

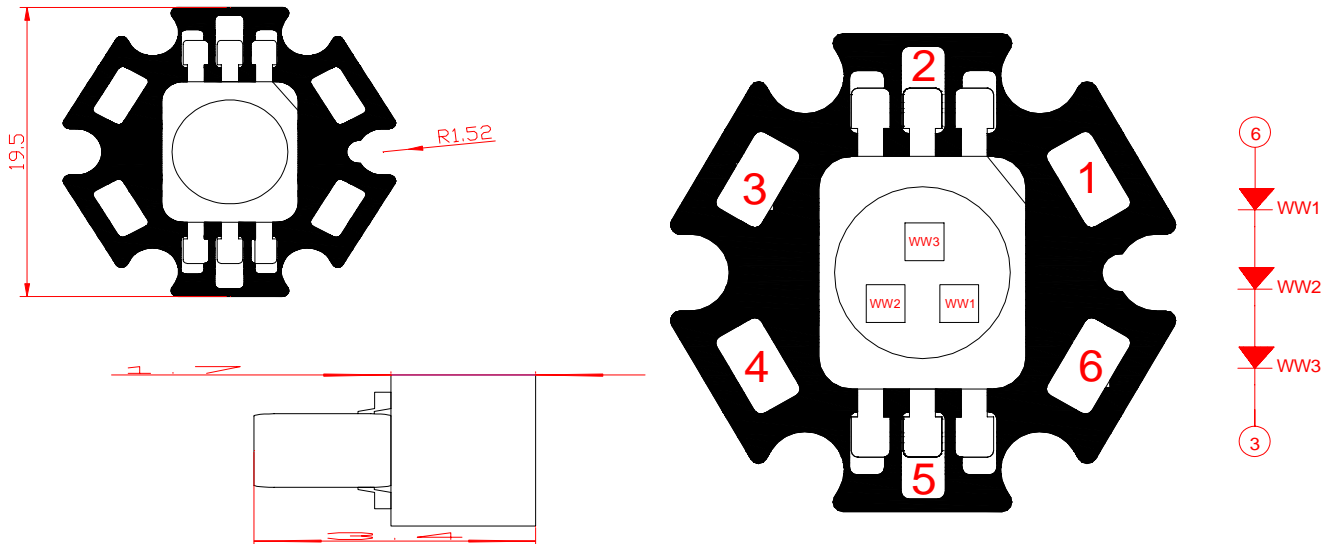
Parameter	Symbol	Value	Unit
Operation temperature	Topr	(Data to be ready, -30~+85)	°C
Storage temperature	Tstg	(Data to be ready, -40~+110)	°C

PRODUCT SPECIFICATION

DATE: 11/27/2006

cosmo ELECTRONICS CORPORATION	H.P LED : KLS06WWX3	NO. 61L70034	REV. 1
		SHEET 2 OF 6	

4. Dimensions



Unit = mm ; Tolerances ± 1 mm

5. Electrical & Optical Characteristics

LED at 350mA (1 chip / W), $T_a = 25^\circ\text{C}$

Chip quantity : 3 LEDs/PCB

Part Number	CCT (K)	Forward Voltage (Vf)		Luminous Flux (lm)		Wattage Max. (W)	View angle ($2\theta_{\frac{1}{2}}$)
		Typ.	Max	Min	Typ.		
WWX3	2500~3500	10.8	12	70	80	4.2	$120 \pm 10^\circ$

PRODUCT SPECIFICATION

DATE: 11/27/2006

cosmo

ELECTRONICS CORPORATION

H.P LED :

KLS06WWX3

NO. 61L70034

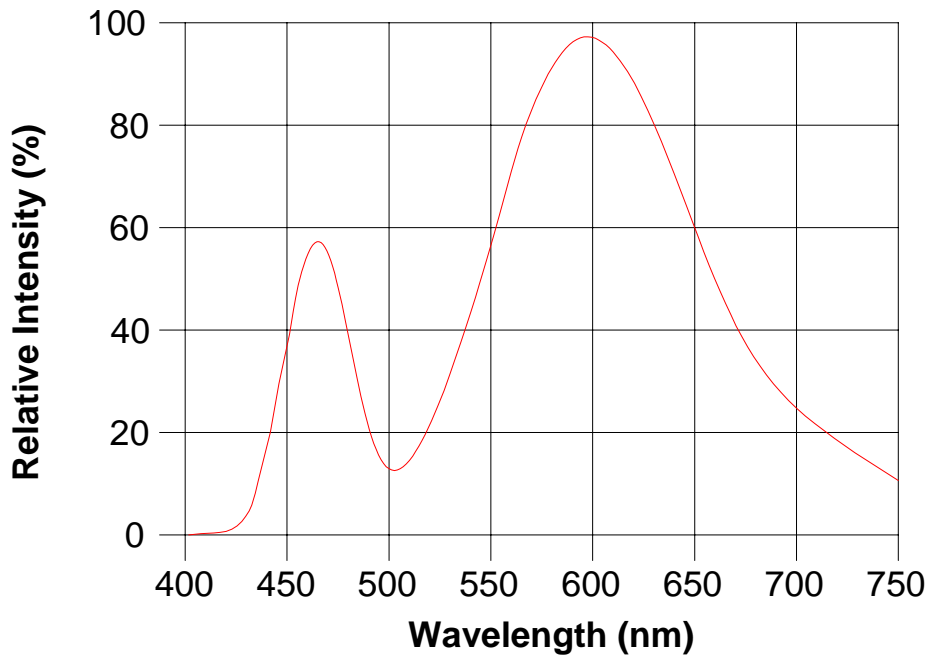
SHEET 3 OF 6

REV.

1

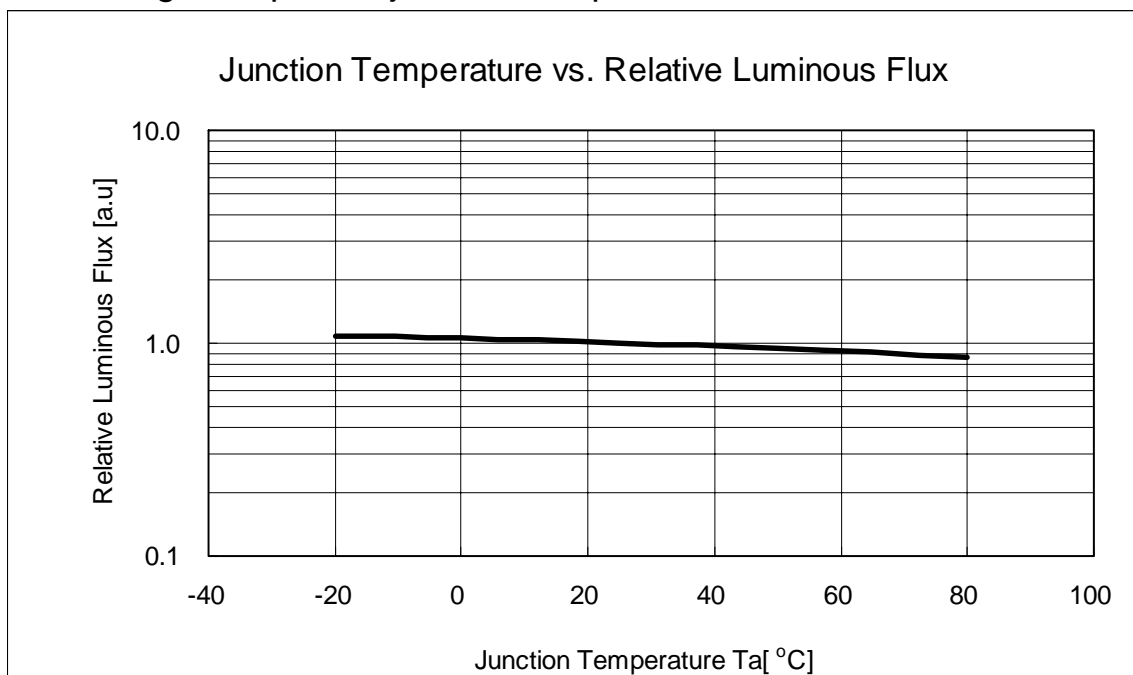
6. Wavelength Characteristics

- Relative spectral power intensity of white vs. wavelength ($T_a=25^\circ\text{C}$)



7. Light Output Characteristics

- Relative light output vs. junction temperature



PRODUCT SPECIFICATION

DATE: 11/27/2006

cosmo

ELECTRONICS CORPORATION

H.P LED :

KLS06WWX3

NO. 61L70034

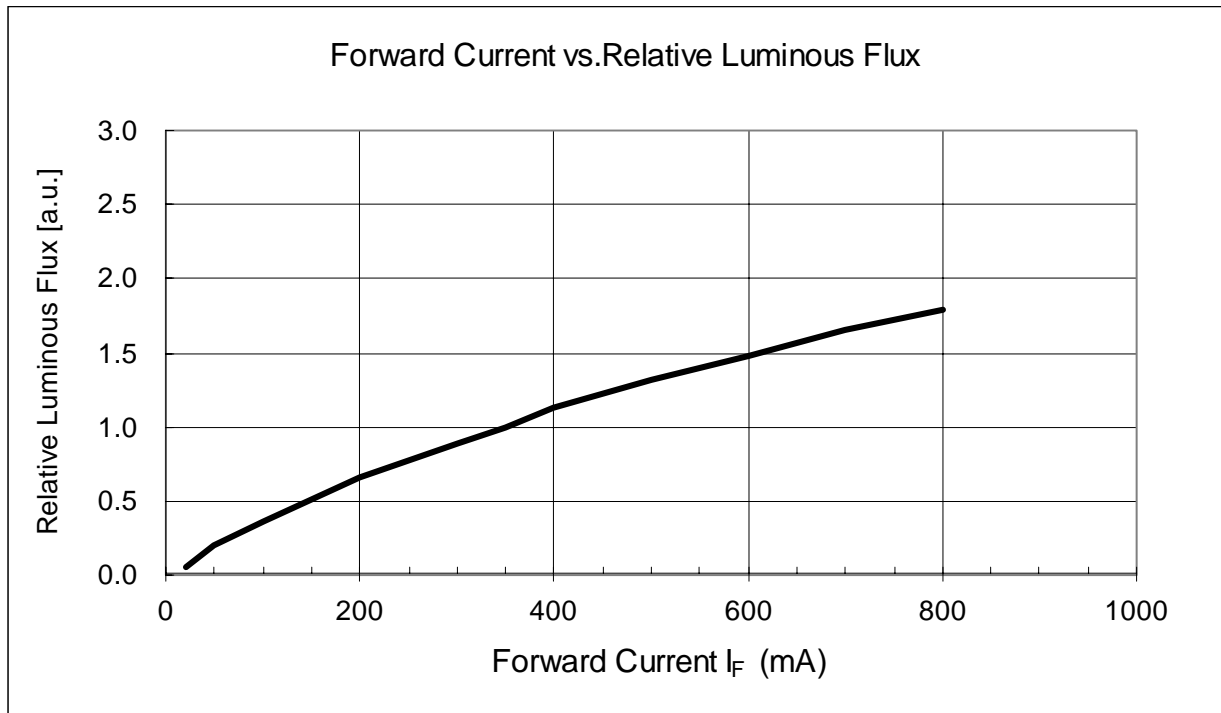
SHEET 4 OF 6

REV.

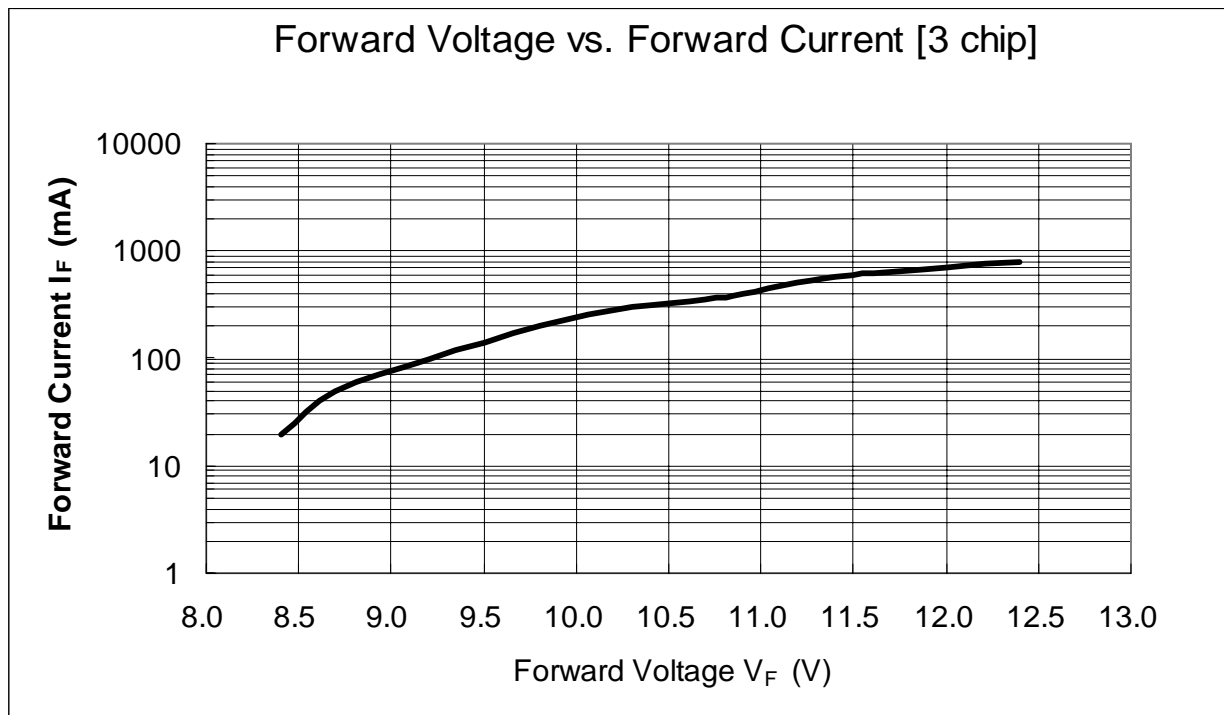
1

8. Spatial Radiation Pattern

Forward current vs. relative luminous flux ($T_a=25^\circ\text{C}$)



- Forward voltage vs. forward current (3 LEDs/PCB, $T_a=25^\circ\text{C}$)



PRODUCT SPECIFICATION

DATE: 11/27/2006

cosmo

ELECTRONICS CORPORATION

H.P LED :

KLS06WWX3

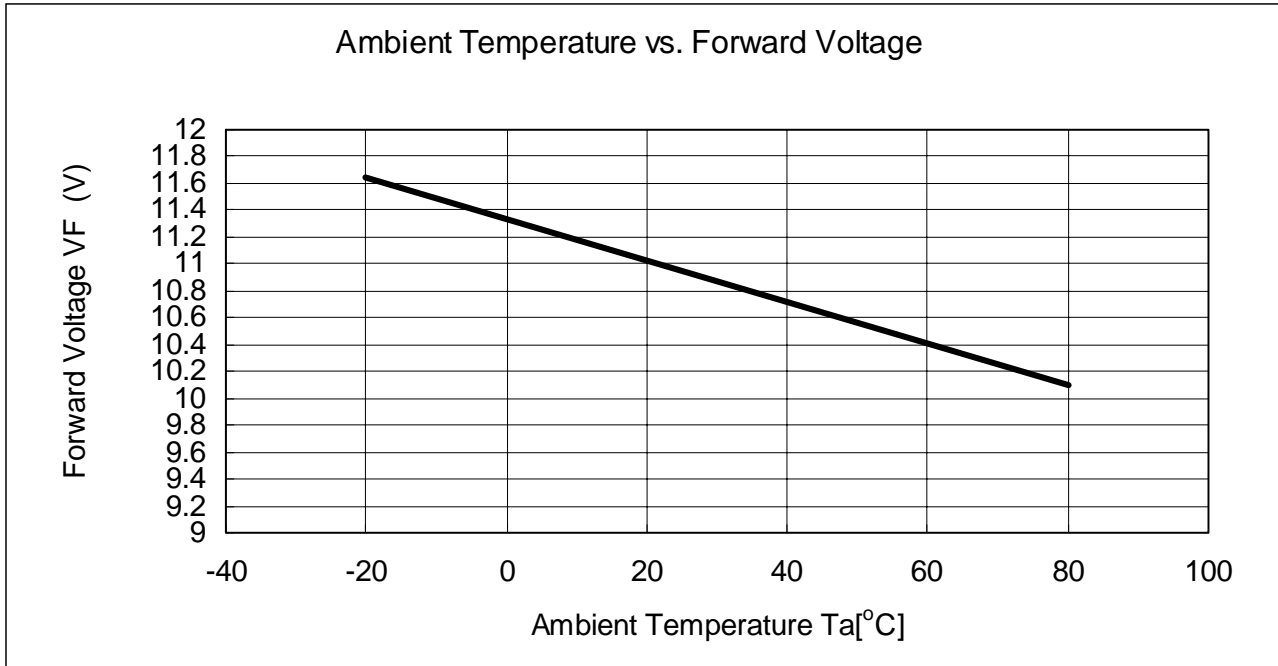
NO. 61L70034

SHEET 5 OF 6

REV.

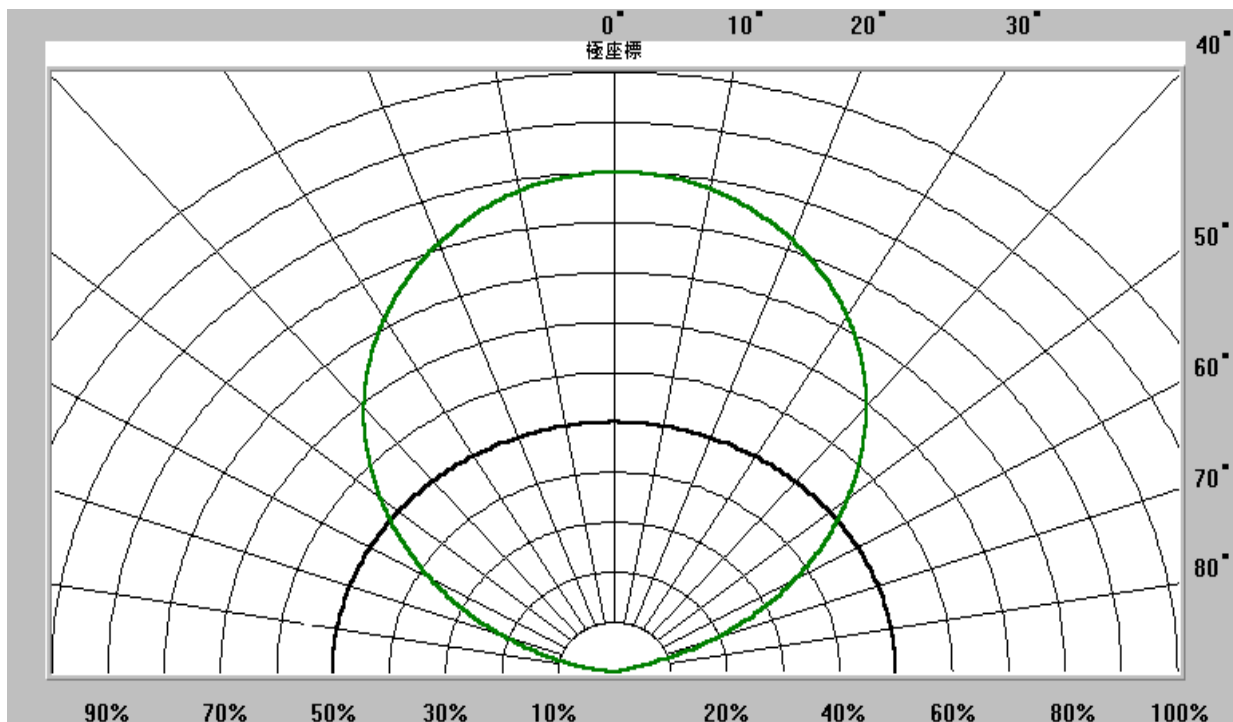
1

- Forward voltage vs. ambient temperature (3 LEDs/PCB, $I_F=350\text{mA}$)



9. Spatial Radiation Pattern

- White



PRODUCT SPECIFICATION

DATE: 11/27/2006

cosmo ELECTRONICS CORPORATION	H.P LED : KLS06WWX3	NO. 61L70034	REV. 1
		SHEET 6 OF 6	

10. Reliability Test

Stress Test	Stress Conditions	Stress Duration	Failure Criteria	Failure rate
1.High temperature operation life	85 °C at 350mA	1,000 hrs	(1) $I_v < 50\%$ degradation (2) $V_f \text{ max} = 110\%$ initial	0/12
2.Room temperature operation life	25 °C at 350 mA	1,000 hrs		0/12
3. Low temperature operation life	-40 °C at 350 mA	1,000 hrs		0/12
4. Wet high temperature operation life	85 °C / 60% RH at 350 mA	1,000 hrs		0/12
5.Powered temperature cycle	(1.)-45°C/18min at 350 mA (2.)Transform /42min (3.)85 °C /18min at 350 mA	200 cycles		0/12
6.Temperature Cycle	(1.)-45 °C /30 min (2.)25 °C /5 min (3.)120 °C /30 min (4.)25 °C /5 min	200 cycles		0/12
7.High temperature storage	110 °C	1,000 hrs		0/12
8. Low temperature storage	-40 °C	1,000 hrs		0/12
9.High temperature humidity storage	60 °C / 90% RH	1,000 hrs		0/12
10.Thermal shock	(1.)-40 °C /20min (2.)Transform /20sec (3.)110 °C /20min	200 cycles		0/12