

GENERAL PURPOSE APPLICATION.  
SWITCHING APPLICATION.

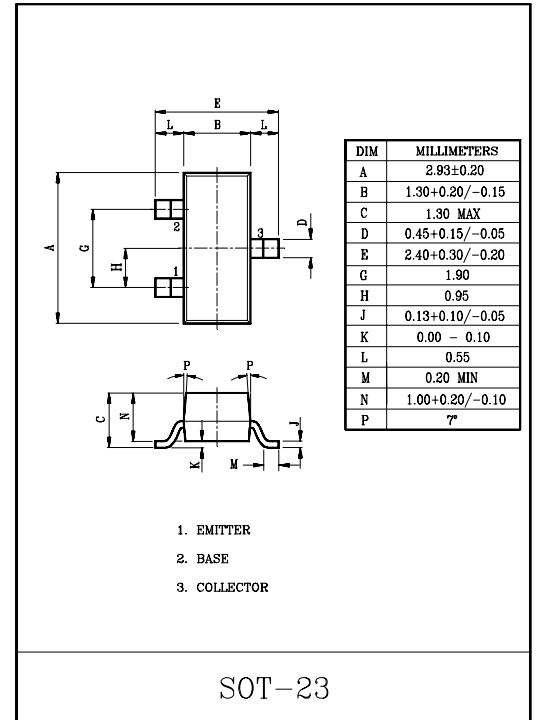
### FEATURES

- Low Leakage Current  
:  $I_{CEX}=50nA(\text{Max.})$ , @ $V_{CE}=30V$ ,  $V_{EB}=3V$ .
- Low Saturation Voltage  
:  $V_{CE(sat)}=0.3V(\text{Max.})$  @ $I_C=50mA$ ,  $I_B=5mA$ .
- Complementary to KN3905S.

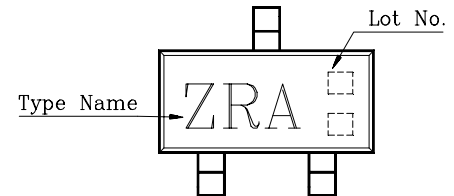
### MAXIMUM RATINGS ( $T_a=25^\circ\text{C}$ )

CHARACTERISTIC	SYMBOL	RATING	UNIT
Collector-Base Voltage	$V_{CBO}$	60	V
Collector-Emitter Voltage	$V_{CEO}$	40	V
Emitter-Base Voltage	$V_{EBO}$	6	V
Collector Current	$I_C$	200	mA
Base Current	$I_B$	50	mA
Collector Power Dissipation	$P_C$ *	350	mW
Junction Temperature	$T_j$	150	$^\circ\text{C}$
Storage Temperature Range	$T_{stg}$	-55~150	$^\circ\text{C}$

\*  $P_C$  : Package Mounted On 99.5% Alumina 10x8x0.6mm



### Marking



# KN3903S

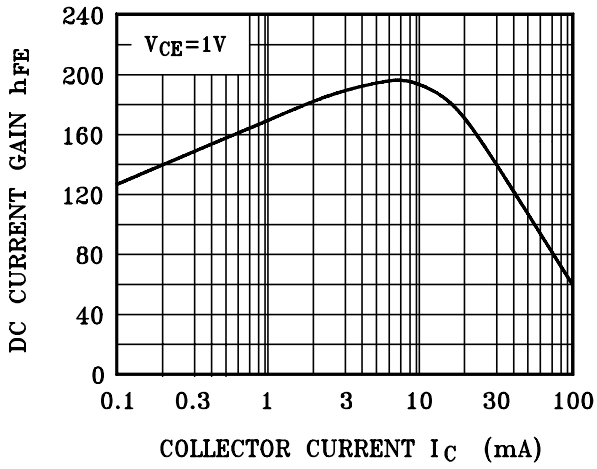
## ELECTRICAL CHARACTERISTICS (Ta=25°C)

CHARACTERISTIC	SYMBOL	TEST CONDITION	MIN.	TYP.	MAX.	UNIT
Collector Cut-off Current	$I_{CEX}$	$V_{CE}=30V, V_{EB}=3V$	-	-	50	nA
Collector-Base Breakdown Voltage	$V_{(BR)CBO}$	$I_C=10\mu A, I_E=0$	60	-	-	V
Collector-Emitter Breakdown Voltage *	$V_{(BR)CEO}$	$I_C=1mA, I_B=0$	40	-	-	V
Emitter-Base Breakdown Voltage	$V_{(BR)EBO}$	$I_E=10\mu A, I_C=0$	6	-	-	V
DC Current Gain *	$h_{FE(1)}$	$V_{CE}=1V, I_C=0.1mA$	20	-	-	
	$h_{FE(2)}$	$V_{CE}=1V, I_C=1mA$	35	-	-	
	$h_{FE(3)}$	$V_{CE}=1V, I_C=10mA$	50	-	150	
	$h_{FE(4)}$	$V_{CE}=1V, I_C=50mA$	30	-	-	
	$h_{FE(5)}$	$V_{CE}=1V, I_C=100mA$	15	-	-	
Collector-Emitter Saturation Voltage *	$V_{CE(sat)1}$	$I_C=10mA, I_B=1mA$	-	-	0.2	V
	$V_{CE(sat)2}$	$I_C=50mA, I_B=5mA$	-	-	0.3	
Base-Emitter Saturation Voltage *	$V_{BE(sat)1}$	$I_C=10mA, I_B=1mA$	0.65	-	0.85	V
	$V_{BE(sat)2}$	$I_C=50mA, I_B=5mA$	-	-	0.95	
Transition Frequency	$f_T$	$V_{CE}=20V, I_C=10mA, f=100MHz$	-	300	-	MHz
Collector Output Capacitance	$C_{ob}$	$V_{CB}=5V, I_E=0, f=1MHz$	-	-	4.0	pF

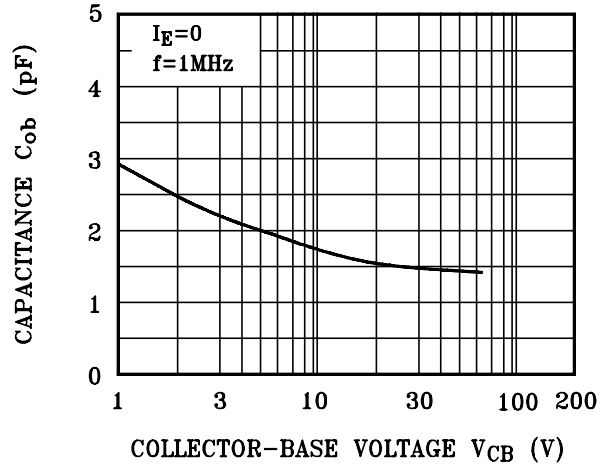
\* Pulse Test : Pulse Width  $\leq 300\mu S$ , Duty Cycle  $\leq 2\%$ .

# KN3903S

$h_{FE} - I_C$



$C_{ob} - V_{CB}$



$V_{BE(sat)}, V_{CE(sat)} - I_C$

