

KP1010A, KP1010B, KP1010C & KP1010D FILTER BOX FANS



KP1010A

STANDARD FEATURES

- Baked Powder Finish
- 700 CFM Capacity
- Exceptionally quiet
- Rugged construction
- UL/CSA precision ball-bearing motors
- 36" [914.4mm] (minimum) type SJT three-wire cord with molded plug

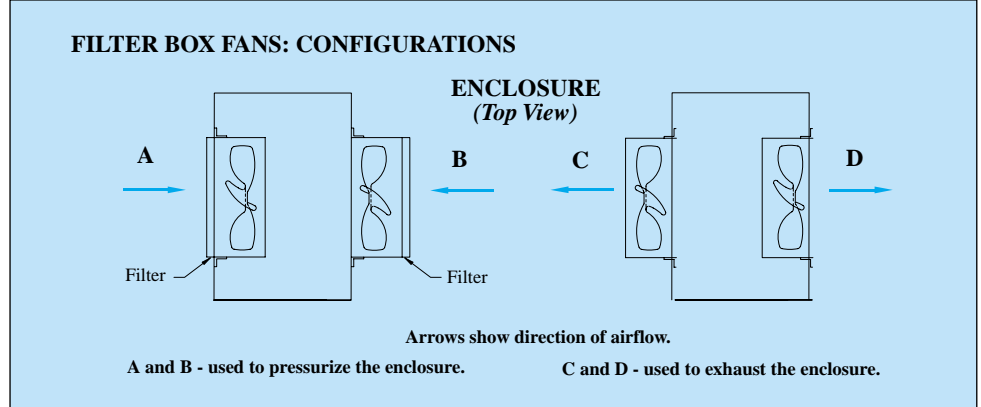
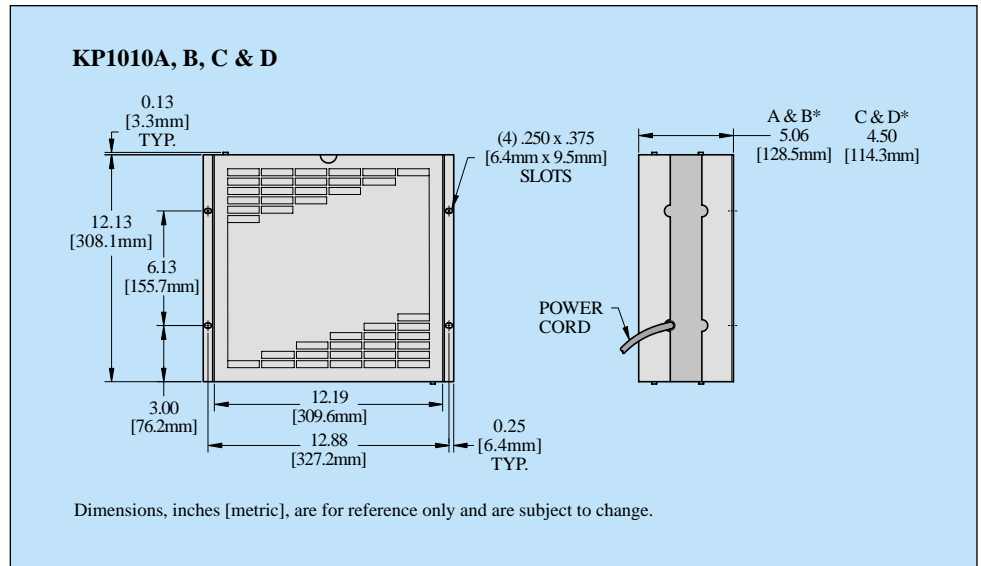
ACCESSORIES AND OPTIONS*

- Filter Recoating Adhesive
- Filters for replacement
- Special external paint finishes
- Special line cord or connectors

*See opposite side for more information.

APPROXIMATE WEIGHT

15 lbs. [6.8 kg]



TECHNICAL DATA**

Model	CFM@ 0-inches	RPM Nominal	Amps		Watts
			Run	L.R.	
KP1010	700	1525	1.4	1.6	110

** 115V, 60 Hz. operation

NOTE: Fans feature neoprene vibration isolation mounts.

FILTERS

Model	Filter P/N
KP1010	10101F

HOW TO ORDER

Specify model number, adding configuration suffix (A, B, C or D). Example: KP1010B. For 230 VAC operation, add a 2 after the K. Example: K2P1010B.

For assistance in model selection, refer to the *Blower and Fan Selection Guides*, contact KOOLTRONIC, or use one of our design aid software programs, available FREE.

CALL 1-800-321-KOOL (6556)
or FAX 609-466-1114

DESCRIPTION

FILTER BOX FANS: Reversible designs allow user to push or pull air through the enclosure. In addition, these fans can be installed internally or externally, vertically or horizontally, with or without a filter on either side. With the KOOLTRONIC special motor-mount isolation system, these fans operate virtually vibration-free. Front and rear grilles can be adjusted to accommodate or omit filter. Filters are easily removable for cleaning and replacement.

KOOLTRONIC also designs and manufactures a variety of fans to meet unique specifications. We invite your inquiries about our modification and custom-design capabilities.

POPULAR MODELS ARE STOCKED AND READY TO SHIP

CAUTION: We strongly recommend proper guarding of fans to prevent serious injury.

KP1010A, B, C & D FILTER BOX FANS PERFORMANCE CHART

Airflow vs. static pressure curves are shown for 60 Hz and 50 Hz (broken line) inputs. Static pressure is in inches of water.

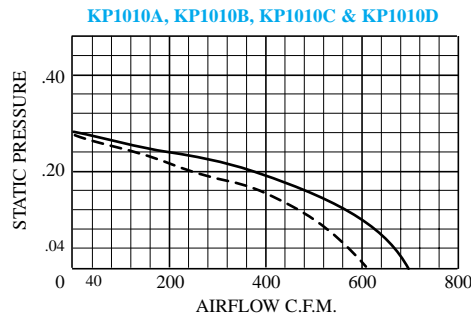
CONVERSION FACTORS

Multiply airflow in cubic feet per minute (CFM) by:

- 1.7 to obtain airflow in cubic meters per hour (m³/hr.)
- 0.47 to obtain airflow in liters per second (L/S)

Multiply static pressure in inches of water ("H₂O) by:

- 25.4 to obtain static pressure in millimeters of water (mm H₂O)
- 249 to obtain static pressure in Pascals (Pa)



www.DataSheet.in

STANDARD FEATURES

RUGGED CONSTRUCTION: Precision-engineered heavy-gauge steel construction insures fans stand up under tough applications.

BAKED POWDER FINISH: Durable, baked-on gray powder finish is standard. Other finishes are available.

PRECISION BALL-BEARING MOTORS: All motors, whether permanent split capacitor or shaded pole, are UL/CSA Recognized and include automatic-reset thermal overload protection. Designed for low temperature rise, KOOLTRONIC motors are also cooled by the fans' intake air, for maximum motor life. All motors meet Federal Specification CC-M-1807A, and include double-sealed or double-shielded precision ball bearings which meet Federal Specification FF-B-171A. Special permanent lubricants perform over a broad temperature range: -20°F (-28.9°C) to 250°F (121.1°C). Consult KOOLTRONIC for motors designed to meet military or extreme environmental specifications.

POWER: 115 VAC or 230 VAC, 50/60 Hz is standard. For multi-phase power, other voltages and frequencies or brushless DC applications, consult KOOLTRONIC.

ACCESSORIES AND OPTIONS*

FILTER RECOATING ADHESIVE: This compound is a superior product for recoating all permanent filters after washing. The adhesives penetrate dirt layers to keep the filter surface tacky for longer effective performance between washings. Part No. A-16 - one pint container.

FILTERS FOR REPLACEMENT: All KOOLTRONIC filters consist of a multi-layer grid of sturdy corrugated aluminum, securely held in a one-piece aluminum frame. Filters are required wherever air is drawn into an electronics enclosure or related cooling equipment to keep internal parts as clean as possible. A non-drying adhesive coating traps a high percentage of particulate matter. These washable, reusable filters are designed to last the life of the cooling unit. Replacements are available for those which become damaged or otherwise non-serviceable.

KP1010 - Part No. 10101F

SPECIAL EXTERNAL PAINT FINISHES

SPECIAL LINE CORD OR CONNECTORS

*Contact KOOLTRONIC for information.

ADDITIONAL SPECIFICATIONS

ENCLOSURES: Precision-engineered baked powder coated heavy-gauge steel construction. See dimensional data for sizes.

POWER CORD: 36" [914.4mm] (minimum) type SJT three-wire cord with [molded plug, internally grounded and securely locked to case by strain relief bushing. 230 VAC, 50/60 Hz units are supplied without plugs.

GRILLES: Include attractive stainless steel grilles on both front and rear. Grilles comply with OSHA and UL safety standards.

PERMANENT FILTER: Furnished with each packaged fan. Recommended wherever air is drawn into the electronics cabinet. Designed to last the life of the unit, filters consist of a multi-layer grid of sturdy corrugated aluminum in a one-piece aluminum frame. Adhesive coated to trap particulate matter, they are easy to remove, wash and treat with KOOLTRONIC A-16, an adhesive rejuvenating spray. Filters must be kept free of accumulations, to prevent reduction or loss of performance and/or damage to equipment.

KOOLTRONIC also designs and manufactures a variety of Fans to meet *unique* specifications. We invite your inquiries about our modification and custom-design capabilities.