

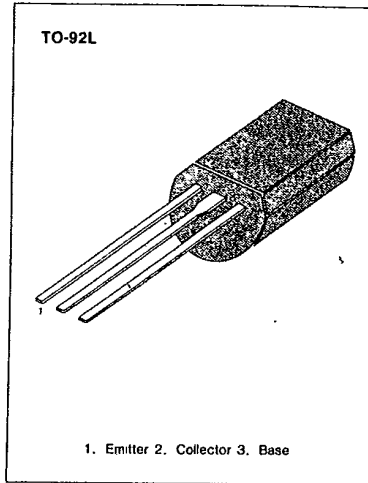
KSA1013

PNP EPITAXIAL SILICON TRANSISTOR

COLOR TV AUDIO OUTPUT
 COLOR TV VERTICAL DEFLECTION OUTPUT

ABSOLUTE MAXIMUM RATINGS (T_a = 25°C)

Characteristic	Symbol	Rating	Unit
Collector-Base Voltage	V _{CB0}	-160	V
Collector-Emitter Voltage	V _{CE0}	-160	V
Emitter-Base Voltage	V _{EB0}	-6	V
Collector Current	I _c	-1	A
Base Current	I _b	-0.5	A
Collector Dissipation	P _c	900	mW
Junction Temperature	T _j	150	°C
Storage Temperature	T _{stg}	-55~150	°C



3

ELECTRICAL CHARACTERISTICS (T_a = 25°C)

Characteristic	Symbol	Test Condition	Min	Typ	Max	Unit
Collector Cutoff Current	I _{cBO}	V _{CB} = -150V, I _E = 0			-1	μA
Emitter Cutoff Current	I _{eBO}	V _{EB} = -6V, I _C = 0			-1	μA
Collector-Emitter Breakdown Voltage	BV _{CE0}	I _C = -10mA, I _B = 0	-160			V
DC Current Gain	h _{FE}	V _{CE} = -5V, I _C = -200mA	60		320	
Collector-Emitter Saturation Voltage	V _{CE(sat)}	I _C = -500mA, I _B = -50mA			-1.5	V
Base-Emitter On Voltage	V _{BE(on)}	V _{CE} = -5V, I _C = -5mA	-0.45		-0.75	V
Current Gain-Bandwidth Product	f _T	V _{CE} = -5V, I _C = -200mA	15	50		MHz
Output Capacitance	C _{ob}	V _{CB} = -10V, I _E = 0 f = 1MHz			35	pF

h_{FE} CLASSIFICATION

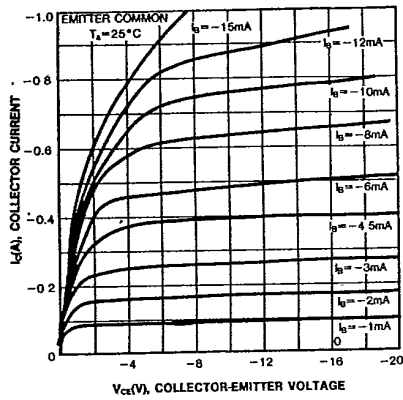
Classification	R	O	Y
h _{FE}	60-120	100-200	160-320

KSA1013

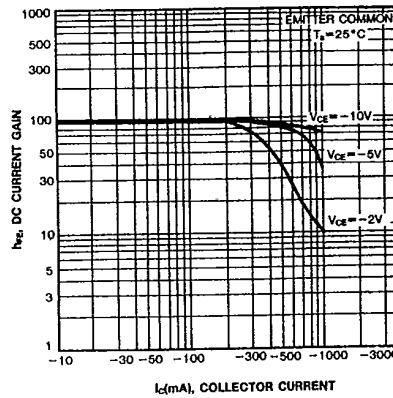
PNP EPITAXIAL SILICON TRANSISTOR

T-29-23

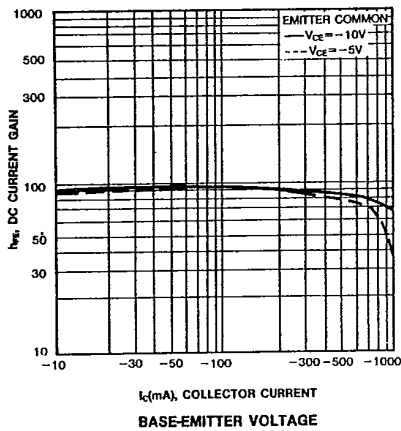
STATIC CHARACTERISTIC



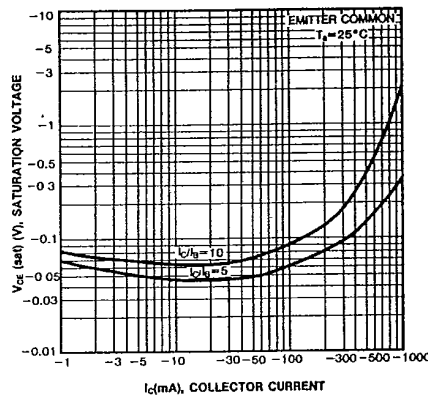
DC CURRENT GAIN



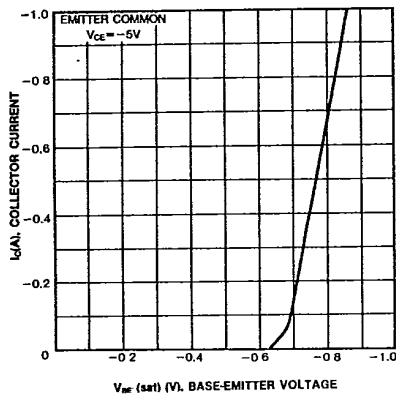
DC CURRENT GAIN



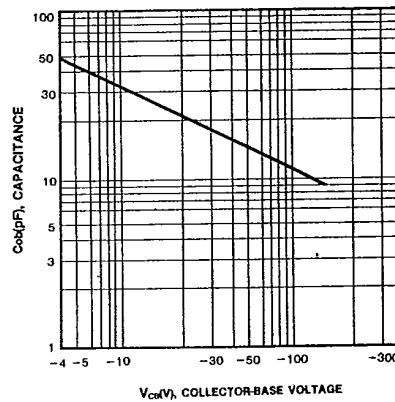
COLLECTOR-EMITTER SATURATION VOLTAGE



BASE-EMITTER VOLTAGE



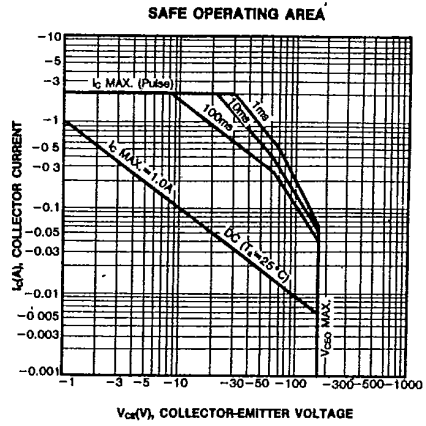
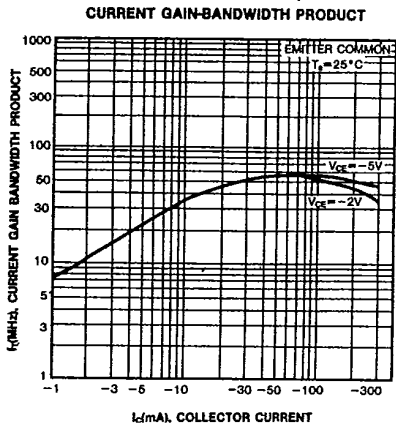
COLLECTOR OUTPUT CAPACITANCE



KSA1013

PNP EPITAXIAL SILICON TRANSISTOR

T-29-23



3