

KSC2756

NPN EPITAXIAL SILICON TRANSISTOR

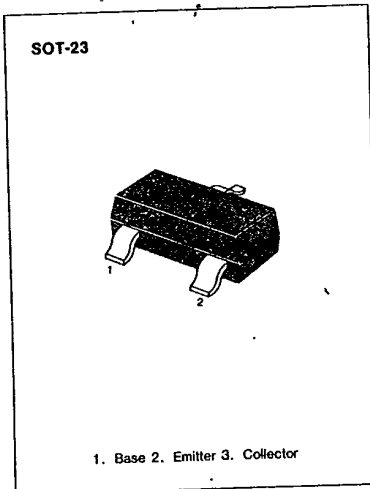
T-31-15

MIXER FOR VHF TV TUNER

• HIGH G_{ce} (Typ. 23dB)

ABSOLUTE MAXIMUM RATINGS (T_a = 25°C)

Characteristic	Symbol	Rating	Unit
Collector-Base Voltage	V _{cb0}	30	V
Collector-Emitter Voltage	V _{ce0}	20	V
Emitter-Base Voltage	V _{eb0}	4	V
Collector Current	I _c	30	mA
Collector Dissipation	P _c	150	mW
Junction Temperature	T _J	150	°C
Storage Temperature	T _{stg}	-55 ~ 150	°C



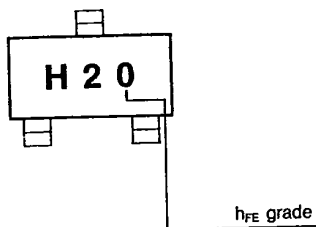
ELECTRICAL CHARACTERISTICS (T_a = 25°C)

Characteristic	Symbol	Test Condition	Min	Typ	Max	Unit
Collector Cutoff Current	I _{cb0}	V _{cb} = 20V, I _e = 0			0.1	μA
DC Current Gain	h _{FE}	V _{ce} = 10V, I _c = 5mA	60	120	240	
Collector Emitter Saturation Voltage	V _{ce(sat)}	I _c = 10mA, I _b = 1mA			0.5	V
Current Gain Bandwidth Product	f _T	V _{ce} = 10V, I _e = -5mA	500	850		MHz
Reverse Transfer Capacitance	C _{re}	V _{cb} = 10V, I _e = 0, f = 1MHz		0.35	0.5	pF
Conversion Gain	G _{ce}	V _{ce} = 10V, I _c = 3mA	15	23		dB
Noise Figure	NF	f _{RF} = 200MHz, I _F = 58MHz V _{ce} = 10V, I _c = 3mA f _{RF} = 200MHz, I _F = 58MHz		6.5		dB

h_{FE} CLASSIFICATION

Classification	R	O	Y
h _{FE}	60-120	90-180	120-240

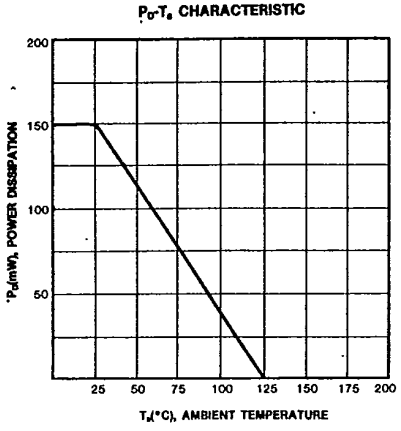
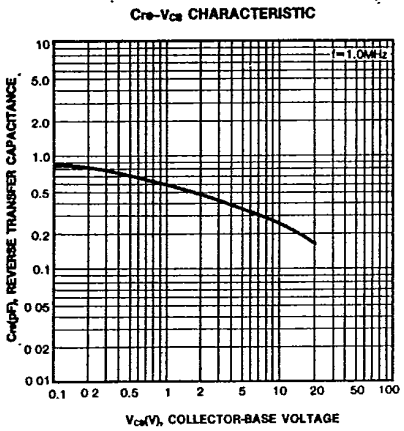
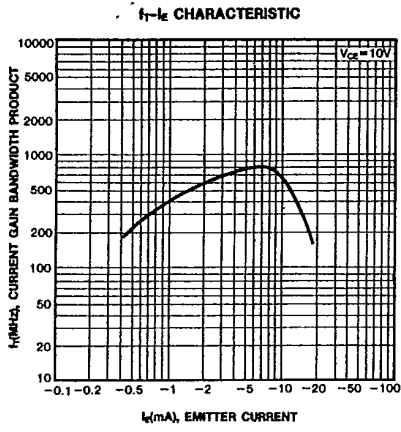
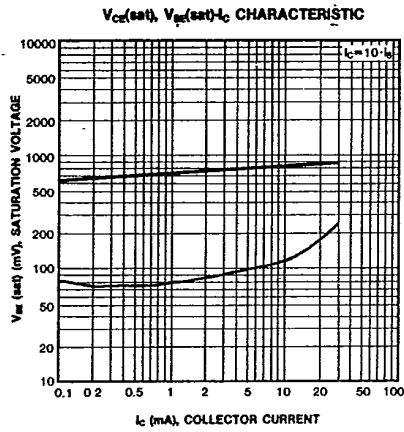
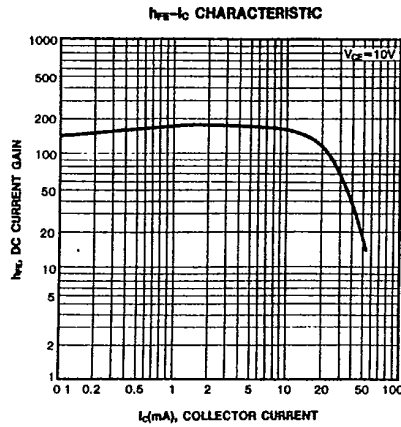
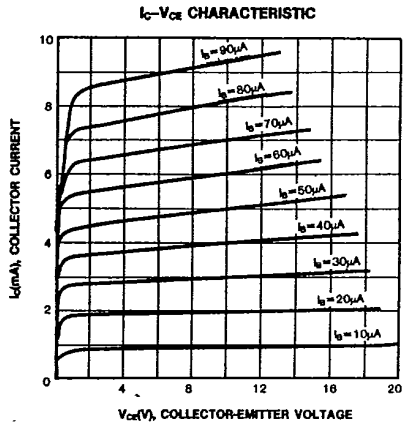
Marking



KSC2756

NPN EPITAXIAL SILICON TRANSISTOR

T-31-15



3

KSC2756

NPN EPITAXIAL SILICON TRANSISTOR

T-31-15

