

**KSD5015**

SAMSUNG SEMICONDUCTOR INC

**NPN TRIPLE DIFFUSED  
PLANAR SILICON TRANSISTOR**

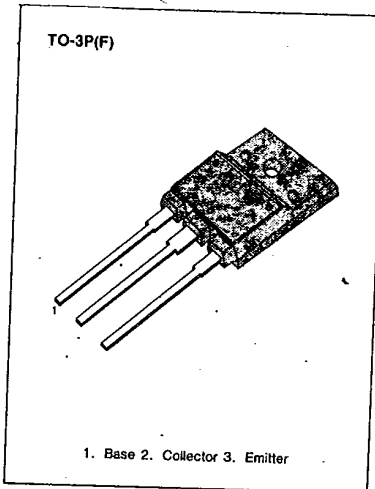
**COLOR TV HORIZONTAL OUTPUT  
APPLICATIONS**

High Collector-Base Voltage  $V_{CBO} = 1500V$

( T-33-11

**ABSOLUTE MAXIMUM RATINGS ( $T_a = 25^\circ C$ )**

Characteristic	Symbol	Rating	Unit
Collector-Base Voltage	$V_{CBO}$	1500	V
Collector-Emitter Voltage	$V_{CEO}$	800	V
Emitter-Base Voltage	$V_{EBO}$	6	V
Collector Current	$I_C$	3.5	A
Collector Current (Peak)	$I_C$	10	A
Collector Dissipation ( $T_c = 25^\circ C$ )	$P_C$	50	W
Junction Temperature	TJ	150	$^\circ C$
Storage Temperature	Tstg	-55~150	$^\circ C$



3

**ELECTRICAL CHARACTERISTICS ( $T_a = 25^\circ C$ )**

Characteristic	Symbol	Test Condition	Min	Typ	Max	Unit
Collector Cutoff Current	$I_{CBO}$	$V_{CB} = 800V, I_E = 0$			10	$\mu A$
Emitter Cutoff Current	$I_{EBO}$	$V_{EB} = 5V, I_C = 0$			1	mA
DC Current Gain	$h_{FE}$	$V_{CE} = 5V, I_C = 0.5A$	8			
Collector Emitter Saturation Voltage	$V_{CE(sat)}$	$I_C = 2.5A, I_B = 0.8A$			8	V
Base-Emitter Saturation Voltage	$V_{BE(sat)}$	$I_C = 2.5A, I_B = 0.8A$			1.5	V
Current Gain Bandwidth Product	$f_T$	$V_{CE} = 10V, I_C = 0.5A$		3		MHz
Fall Time	$t_f$	$I_C = 3A, I_{B1} = 0.8A, I_{B2} = -1.6A, R_L = 66.7\Omega$			0.4	$\mu S$

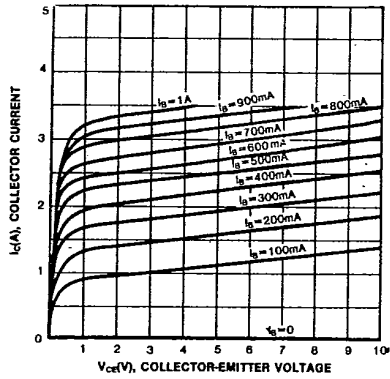
# NPN TRIPLE DIFFUSED PLANAR SILICON TRANSISTOR

KSD5015

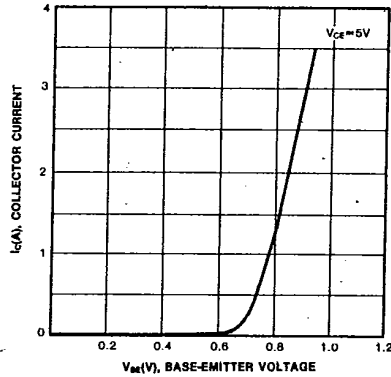
SAMSUNG SEMICONDUCTOR INC

T-33-11

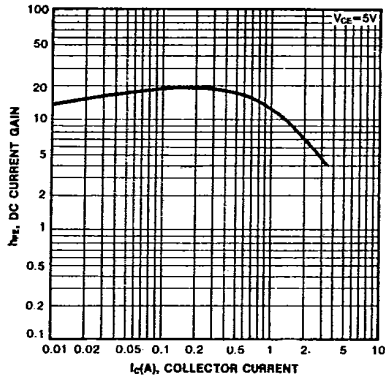
STATIC CHARACTERISTIC



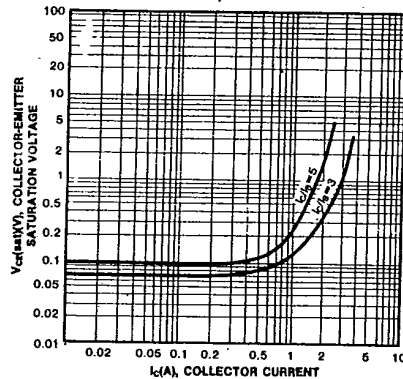
BASE-EMITTER ON VOLTAGE



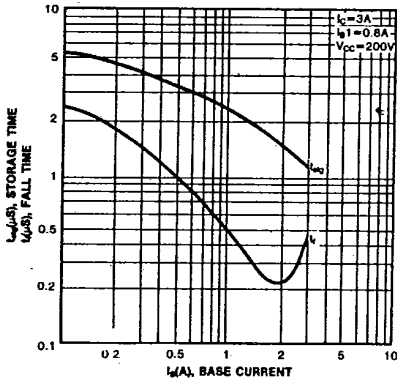
DC CURRENT GAIN



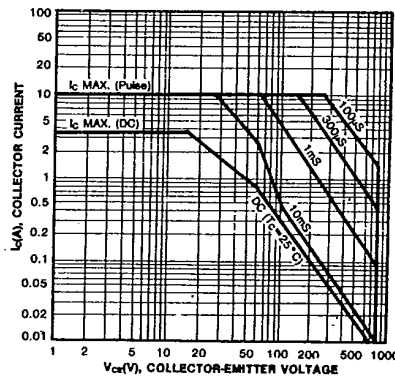
COLLECTOR-EMITTER SATURATION VOLTAGE



TURN ON TIME



SAFE OPERATING AREA

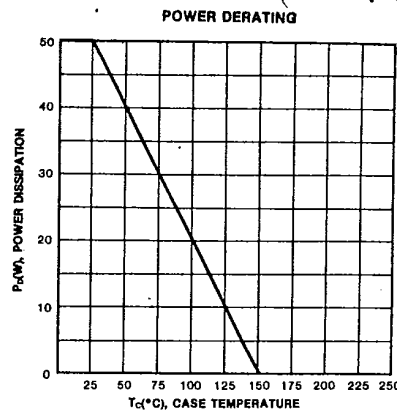
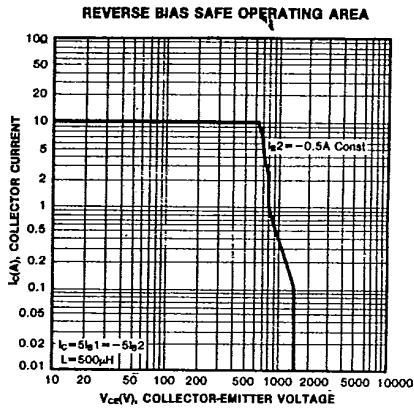


KSD5015

NPN TRIPLE DIFFUSED  
PLANAR SILICON TRANSISTOR

SAMSUNG SEMICONDUCTOR INC

T-33-11



3

**KSD5016**

**NPN TRIPLE DIFFUSED  
PLANAR SILICON TRANSISTOR**

SAMSUNG SEMICONDUCTOR INC

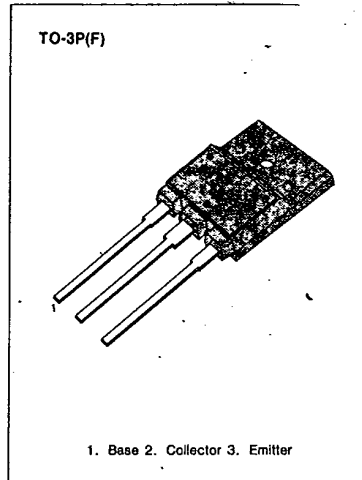
T-33-11

**COLOR TV HORIZONTAL OUTPUT  
APPLICATIONS**

High Collector-Base Voltage  $V_{CB0}=1500V$

**ABSOLUTE MAXIMUM RATINGS ( $T_a=25^{\circ}C$ )**

Characteristic	Symbol	Rating	Unit
Collector-Base Voltage	$V_{CB0}$	1500	V
Collector-Emitter Voltage	$V_{CE0}$	800	V
Emitter-Base Voltage	$V_{EB0}$	6	V
Collector Current	$I_C$	5	A
Collector Current (Peak)	$I_C$	16	A
Collector Dissipation ( $T_C=25^{\circ}C$ )	$P_C$	60	W
Junction Temperature	$T_J$	150	$^{\circ}C$
Storage Temperature	$T_{stg}$	-55~150	$^{\circ}C$



**ELECTRICAL CHARACTERISTICS ( $T_a=25^{\circ}C$ )**

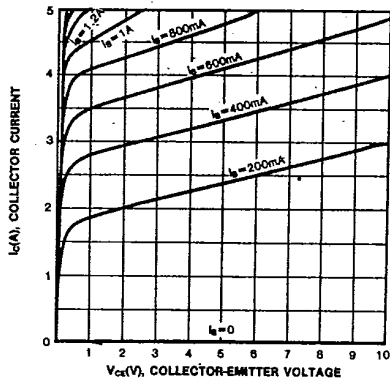
Characteristic	Symbol	Test Condition	Min	Typ	Max	Unit
Collector Cutoff Current	$I_{CB0}$	$V_{CB}=800V, I_E=0$			10	$\mu A$
Emitter Cutoff Current	$I_{EB0}$	$V_{EB}=5V, I_C=0$			1	mA
DC Current Gain	$\beta_{FE}$	$V_{CE}=5V, I_C=1A$	8			
Collector Emitter Saturation Voltage	$V_{CE(sat)}$	$I_C=4A, I_B=0.8A$			5	V
Base-Emitter Saturation Voltage	$V_{BE(sat)}$	$I_C=4A, I_B=0.8A$			1.5	V
Current Gain Bandwidth Product	$f_T$	$V_{CE}=10V, I_C=1A$		3		MHz
Fall Time	$t_f$	$I_C=4A, I_B1=0.8A, I_B2=-1.6A, R_L=50\Omega$			0.4	$\mu S$

KSD5016

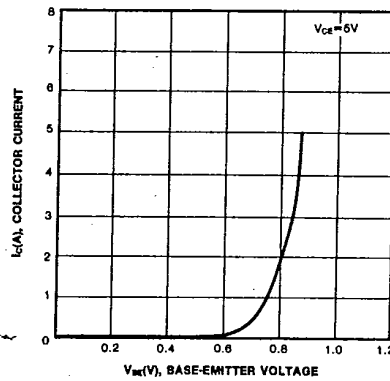
NPN TRIPLE DIFFUSED  
PLANAR SILICON TRANSISTOR

T-33-11

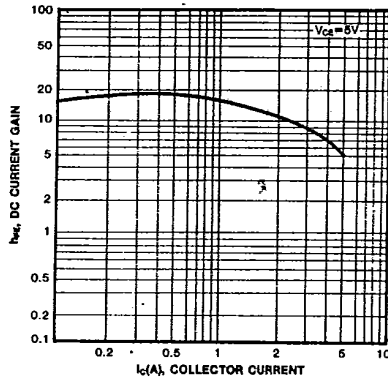
STATIC CHARACTERISTIC



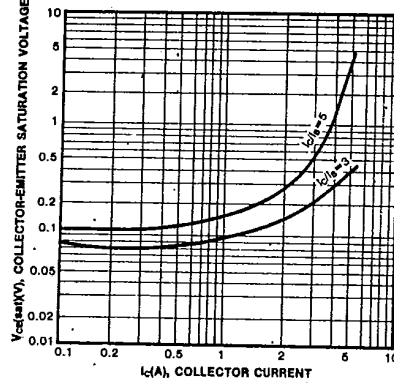
BASE-EMITTER ON VOLTAGE



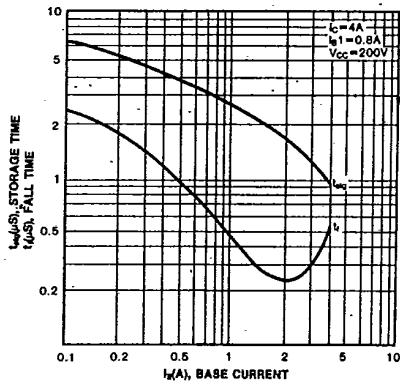
DC CURRENT GAIN



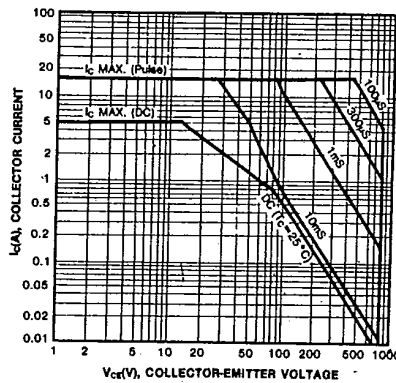
COLLECTOR-EMITTER SATURATION VOLTAGE



TURN ON TIME



SAFE OPERATING AREA



3

**KSD5016**

**NPN TRIPLE DIFFUSED  
PLANAR SILICON TRANSISTOR**

T-33-11

