

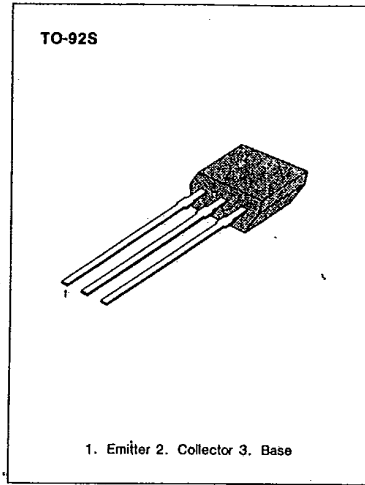
KSR1210 NPN EPITAXIAL SILICON TRANSISTOR

SWITCHING APPLICATION (Bias Resistor Built In)

- Switching Circuit, Inverter, Interface circuit
Driver circuit
- Built in bias Resistor (R=10KΩ)
- Complement to KSR2210

ABSOLUTE MAXIMUM RATINGS (T_a = 25°C)

Characteristic	Symbol	Rating	Unit
Collector-Base Voltage	V _{CBO}	40	V
Collector-Emitter Voltage	V _{CEO}	40	V
Emitter-Base Voltage	V _{EBO}	5	V
Collector Current	I _C	100	mA
Collector Dissipation	P _C	300	mW
Junction Temperature	T _J	150	°C
Storage Temperature	T _{stg}	-55 ~ 150	°C

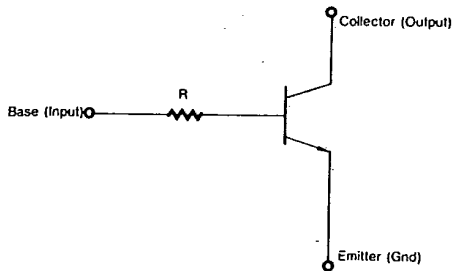


3

ELECTRICAL CHARACTERISTICS (T_a = 25°C)

Characteristic	Symbol	Test Condition	Min	Typ	Max	Unit
Collector-Base Breakdown Voltage	BV _{CBO}	I _C = 100μA, I _E = 0	40			V
Emitter-Base Breakdown Voltage	BV _{EBO}	I _E = 1mA, I _B = 0	40			V
Collector Cutoff Current	I _{CBO}	V _{CB} = 30V, I _E = 0			0.1	μA
DC Current Gain	h _{FE}	V _{CE} = 5V, I _C = 1mA	100		600	
Collector-Emitter Saturation Voltage	V _{CE(sat)}	I _C = 10mA, I _B = 1mA			0.3	V
Output Capacitance	C _{ob}	V _{CB} = 10V, I _E = 0 f = 1MHz		3.7		pF
Current Gain-Bandwidth Product	f _T	V _{CE} = 10V, I _C = 5mA		250		MHz
Input Resistor	R		7	10	13	KΩ

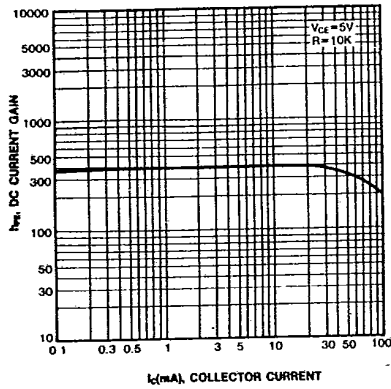
Equivalent Circuit



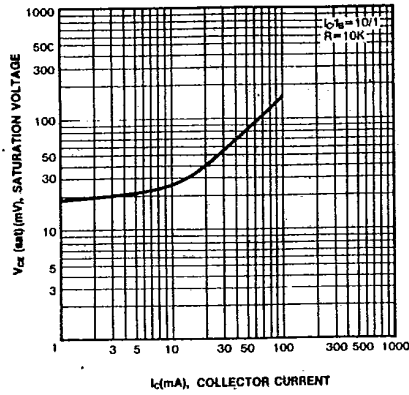
KSR1210

NPN EPITAXIAL SILICON TRANSISTOR

DC CURRENT GAIN



COLLECTOR-EMITTER SATURATION VOLTAGE



POWER DERATING

