

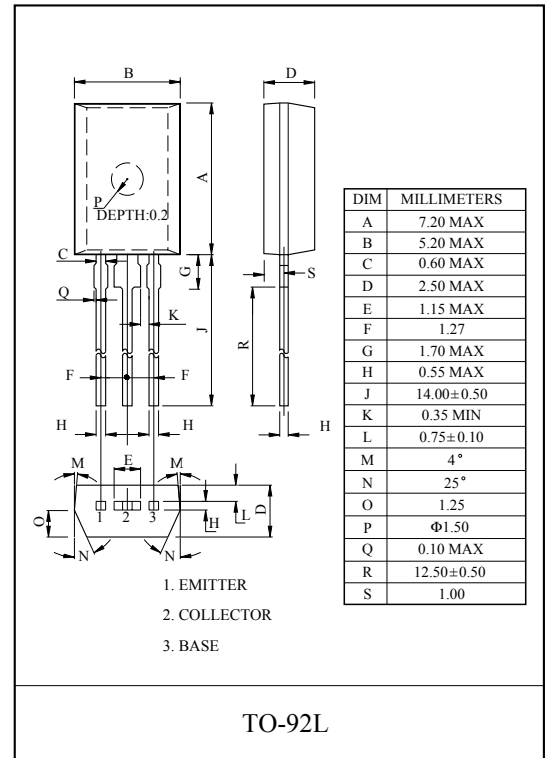
HIGH VOLTAGE APPLICATION.  
DC-DC CONVERTER.  
LOW POWER SWITCHING REGULATOR.

### FEATURES

- High Breakdown Voltage.
- Low Collector Saturation Voltage.
- High Speed Switching.

### MAXIMUM RATING (Ta=25°C)

CHARACTERISTIC	SYMBOL	RATING	UNIT
Collector-Base Voltage	$V_{CBO}$	-400	V
Collector-Emitter Voltage	$V_{CEO}$	-400	V
Emitter-Base Voltage	$V_{EBO}$	-7	V
Collector Current	$I_C$	-0.5	A
Collector Power Dissipation	$P_C$	1	W
Junction Temperature	$T_j$	150	°C
Storage Temperature	$T_{stg}$	-55 ~ 150	°C

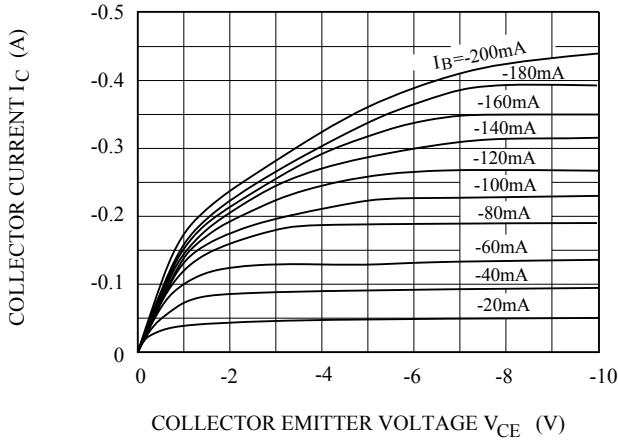


### ELECTRICAL CHARACTERISTICS (Ta=25°C)

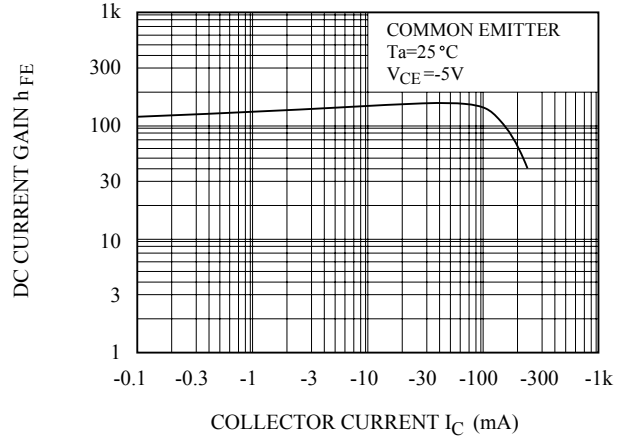
CHARACTERISTIC	SYMBOL	TEST CONDITION	MIN.	TYP.	MAX.	UNIT	
Collector Cutoff Current	$I_{CBO}$	$V_{CB}=-400V$	-	-	-10	$\mu A$	
Emitter Cutoff Current	$I_{EBO}$	$V_{EB}=-5V$	-	-	-10		
Collector Base Voltage	$V_{(BR)CBO}$	$I_C=-100\mu A$	-400	-	-	V	
Collector Emitter Voltage	$V_{(BR)CEO}$	$I_C=-1mA$	-400	-	-		
DC Current Gain	$h_{FE}$ (Note)	$V_{CE}=-5V, I_C=-100mA$	60	-	200	-	
Collector-Emitter Saturation Voltage	$V_{CE(sat)}$	$I_C=-100mA, I_B=-10mA$	-	-	-1	V	
Base-Emitter Saturation Voltage	$V_{BE(sat)}$	$I_C=-100mA, I_B=-10mA$	-	-	-1.2		
Switching Time	Turn On Time	$t_{on}$	$I_C=-100mA, R_L=1.5k\Omega$	-	-	1	$\mu S$
	Storage Time	$t_{stg}$	$I_{B1}=-10mA, I_{B2}=20mA$	-	-	4	
	Fall Time	$t_f$	$V_{CC}=-150V$	-	-	1	

Note :  $h_{FE}$  Classification O:60~120, Y:100~200

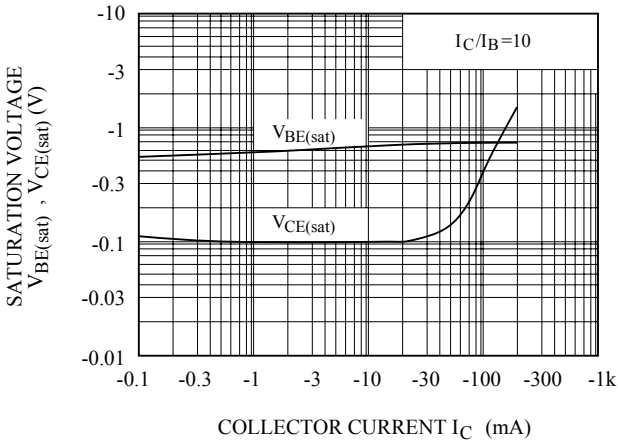
$I_C - V_{CE}$



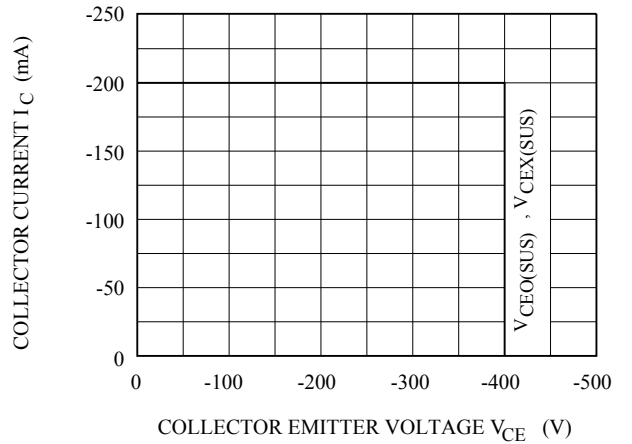
$h_{FE} - I_C$



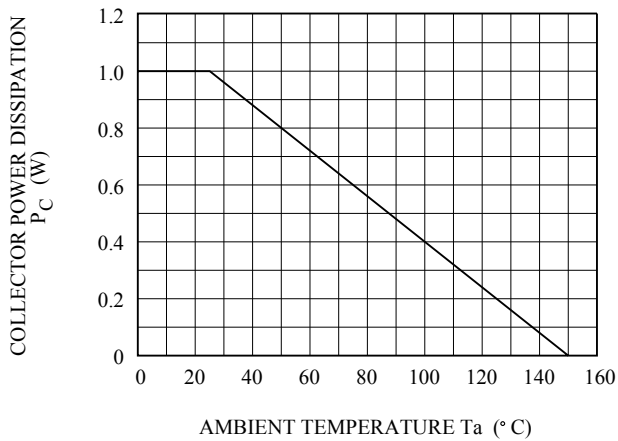
$V_{BE(sat)}, V_{CE(sat)} - I_C$



REVERSE BIAS SAFE OPERATING AREA



$P_c - T_a$



SAFE OPERATING AREA

