

描述 / Descriptions

TO-92LM 塑封封装 PNP 半导体三极管。Silicon PNP transistor in a TO-92LM Plastic Package.

特征 / Features

饱和压降低,开关时间短,与 KTC3209 互补。

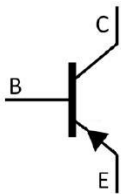
Low collector saturation, high speed switching time, complementary to KTC3209.

用途 / Applications

用于功率放大,电源开关。

Power amplifier and switching applications.

内部等效电路 / Equivalent Circuit



引脚排列 / Pinning



PIN 1 : Base PIN 2 : Collector PIN 3 : Emitter

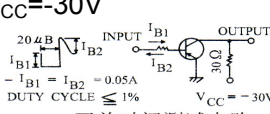
放大及印章代码 / h_{FE} Classifications & Marking

h_{FE} Classifications Symbol	O	Y
h_{FE} Range	70~140	120~240

极限参数 / Absolute Maximum Ratings(Ta=25°C)

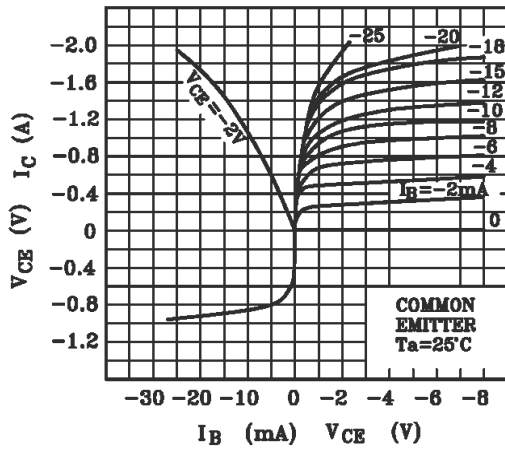
参数 Parameter	符号 Symbol	数值 Rating	单位 Unit
Collector to Base Voltage	V_{CBO}	-50	V
Collector to Emitter Voltage	V_{CEO}	-50	V
Emitter to Base Voltage	V_{EBO}	-5.0	V
Collector Current - Continuous	I_C	-2.0	A
Collector Power Dissipation	P_C	1.0	W
Junction Temperature	T_J	150	°C
Storage Temperature Range	T_{stg}	-55~150	°C

电性能参数 / Electrical Characteristics(Ta=25°C)

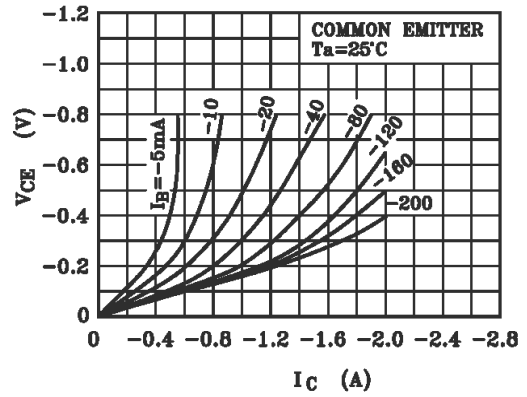
参数 Parameter	符号 Symbol	测试条件 Test Conditions	最小值 Min	典型值 Typ	最大值 Max	单位 Unit
Collector to Emitter Breakdown Voltage	V_{CEO}	$I_C = -10mA$ $I_B = 0$	-50			V
Emitter to Base Breakdown Voltage	V_{EBO}	$I_E = -1.0mA$ $I_C = 0$	-5.0			V
Collector Cut-Off Current	I_{CBO}	$V_{CB} = -50V$ $I_E = 0$			-0.1	μA
Emitter Cut-Off Current	I_{EBO}	$V_{EB} = -5.0V$ $I_C = 0$			-0.1	μA
DC Current Gain	$h_{FE(1)}$	$V_{CE} = -2.0V$ $I_C = -0.5A$	70		240	
	$h_{FE(2)}$	$V_{CE} = -2.0V$ $I_B = -1.5A$	40			
Collector to Emitter Saturation Voltage	$V_{CE(sat)}$	$I_C = -1.0A$ $I_B = -0.05A$			-0.5	V
Base to Emitter Saturation Voltage	$V_{BE(sat)}$	$I_C = -1.0A$ $I_B = -0.05A$			-1.2	V
Transition Frequency	f_T	$V_{CE} = -2.0V$ $I_C = -0.5A$		100		MHz
Collector output capacitance	C_{ob}	$V_{CB} = -10V$ $I_E = 0$ $f = 1.0MHz$		40		pF
Turn-Off Time	t_f	$-I_{B1} = I_{B2} = 0.05A$ $V_{CC} = -30V$		0.1		μs
Turn-On Time	t_{on}	 <p>2N4124 INPUT I_{B1} I_{B2} OUTPUT $-I_{B1} = I_{B2} = 0.05A$ DUTY CYCLE $\leq 1\%$ $V_{CC} = -30V$ 开关时间测试电路</p>		0.1	μs	
Storage Time	t_{stg}				1.0	μs

电参数曲线图 / Electrical Characteristic Curve

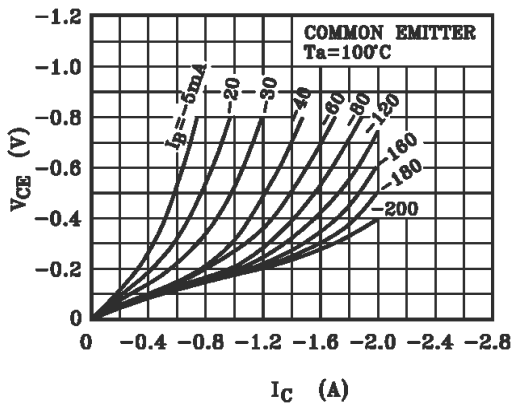
STATIC CHARACTERISTICS



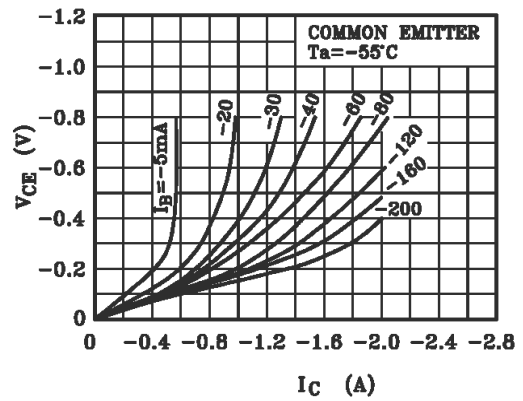
$V_{CE} - I_C$



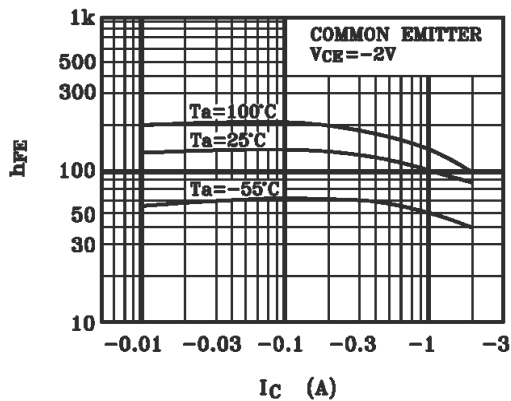
$V_{CE} - I_C$



$V_{CE} - I_C$



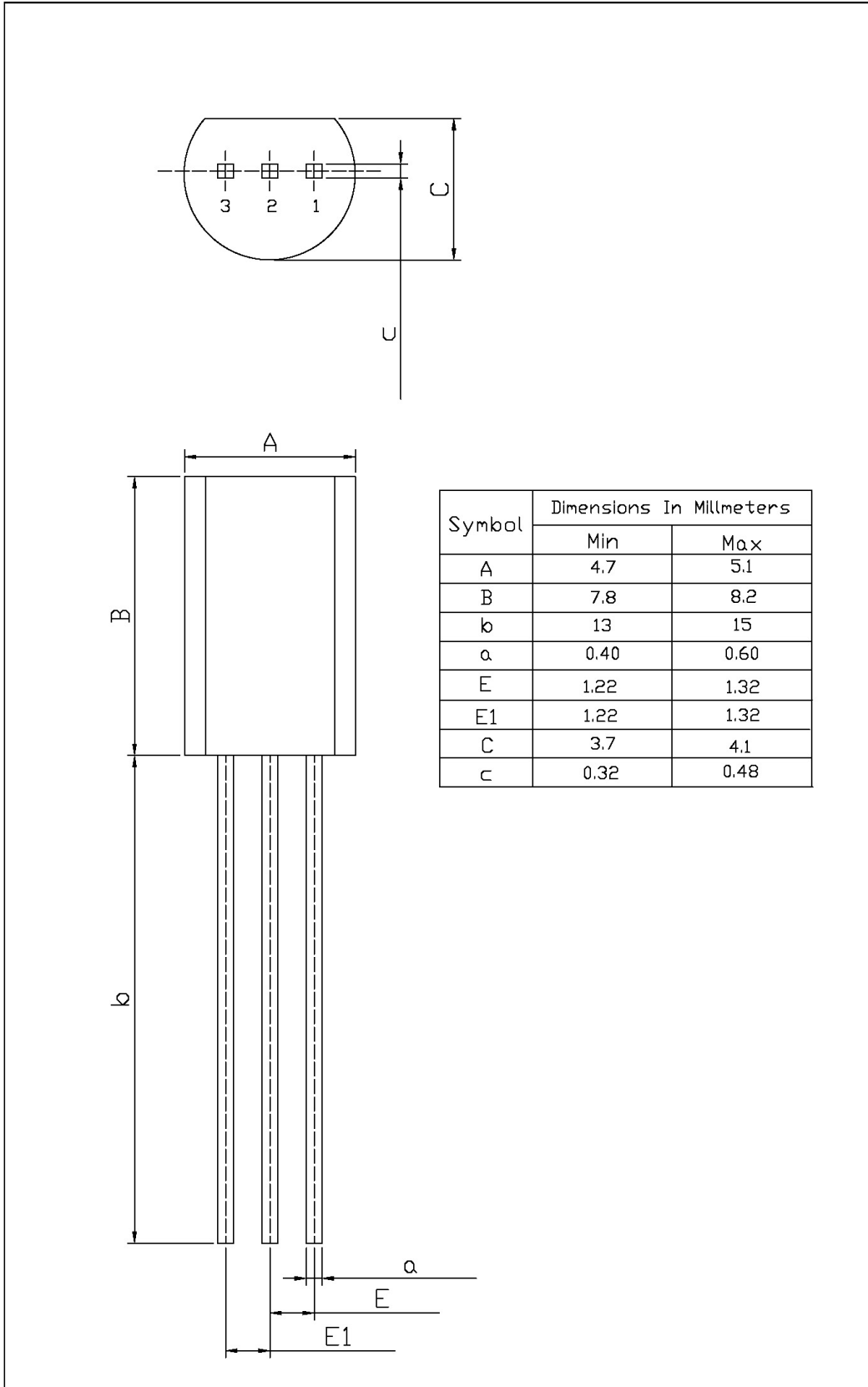
$h_{FE} - I_C$



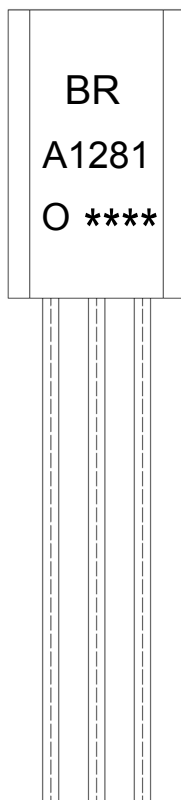
外形尺寸图 / Package Dimensions

T0-92LM

Unit: mm



印章说明 / Marking Instructions



说明：

BR: 为公司代码

A1281 : 为型号代码

O: 为 h_{FE} 分档代码

**** : 为生产批号代码，随生产批号变化。

Note:

BR: Company Code.

A1281: Product Type.

O: h_{FE} Classifications Symbol

****: Lot No. Code,code change with Lot No.

波峰焊温度曲线图(无铅) / Temperature Profile for Dip Soldering(Pb-Free)



说明：

- 1、预热温度 25~150°C，时间 60~90sec;
- 2、峰值温度 255±5°C，时间持续为 5±0.5sec;
- 3、焊接制程冷却速度为 2~10°C/sec.

Note:

- 1.Preheating:25~150°C, Time:60~90sec.
- 2.Peak Temp.:255±5°C, Duration:5±0.5sec.
3. Cooling Speed: 2~10°C/sec.

耐焊接热试验条件 / Resistance to Soldering Heat Test Conditions

温度：270±5°C 时间：10±1 sec. Temp.:270±5°C Time:10±1 sec

包装规格 / Packaging SPEC.

散件包装 / BULK

Package Type 封装形式	Units 包装数量					Dimension 包装尺寸 (unit: mm3)		
	Units/Bag 只/袋	Bags/Inner Box 袋/盒	Units/Inner Box 只/盒	Inner Boxes/Outer Box 盒/箱	Units/Outer Box 只/箱	Bag 袋	Inner Box 盒	Outer Box 箱
TO-92LM	1,000	8	8,000	5	40,000	135×190	237×172×102	560×245×195

编带包装 / AMMO

Package Type 封装形式	Units 包装数量					Dimension 包装尺寸 (unit: mm3)	
	Units/tape 只/纸带	Tape/Inner Box 纸带/盒	Rows/Inner Box 纸带层/盒	Inner Boxes/Outer Box 盒/箱	Units/Outer Box 只/箱	Inner Box 盒	Outer Box 箱
TO-92LM	2,500	1	100	10	25,000	328×230×42	小箱 480×346×235 大箱 547×407×268

使用说明 / Notices