

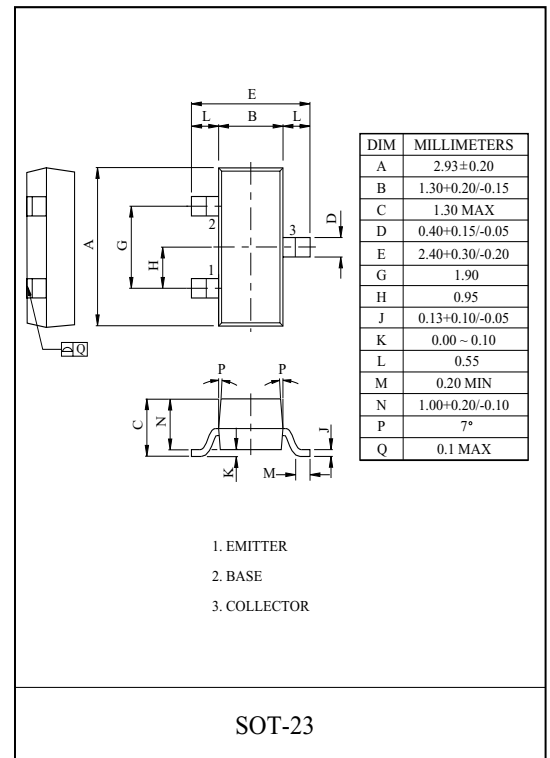
LOW FREQUENCY POWER AMPLIFIER APPLICATION.  
POWER SWITCHING APPLICATION.

### FEATURES

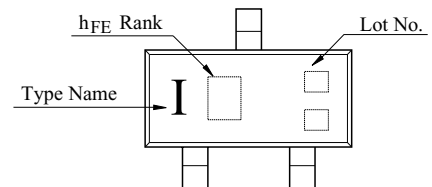
- High DC Current Gain :  $h_{FE}=100 \sim 320$ .
- Low Saturation Voltage  
:  $V_{CE(sat)}=-0.4V(\text{Max.})$  ( $I_C=-500mA, I_B=-20mA$ ).
- Suitable for Driver Stage of Small Motor.
- Complementary to KTC3265.
- Small Package.

### MAXIMUM RATING (Ta=25 °C)

CHARACTERISTIC	SYMBOL	RATING	UNIT
Collector-Base Voltage	$V_{CBO}$	-35	V
Collector-Emitter Voltage	$V_{CEO}$	-30	V
Emitter-Base Voltage	$V_{EBO}$	-5	V
Collector Current	$I_C$	-800	mA
Base Current	$I_B$	-160	mA
Collector Power Dissipation	$P_C$	200	mW
Junction Temperature	$T_j$	150	
Storage Temperature Range	$T_{stg}$	-55 ~ 150	



### Marking



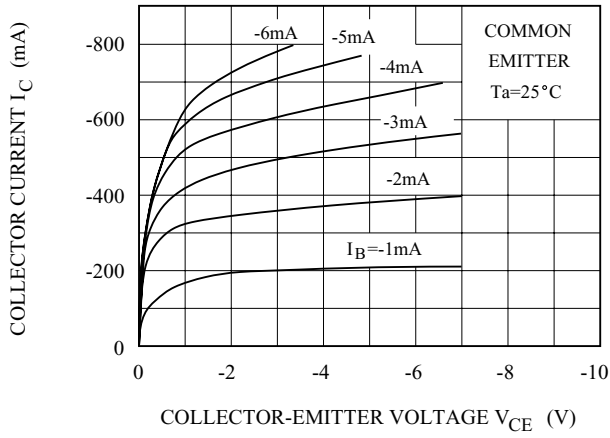
### ELECTRICAL CHARACTERISTICS (Ta=25 °C)

CHARACTERISTIC	SYMBOL	TEST CONDITION	MIN.	TYP.	MAX.	UNIT
Collector Cut-off Current	$I_{CBO}$	$V_{CB}=-30V, I_E=0$	-	-	-100	nA
Emitter Cut-off Current	$I_{EBO}$	$V_{EB}=-5V, I_C=0$	-	-	-100	nA
Collector-Emitter Breakdown Voltage	$V_{(BR)CEO}$	$V_{EB}=-10mA, I_B=0$	-30	-	-	V
Emitter-Base Breakdown Voltage	$V_{(BR)EBO}$	$I_E=-1mA, I_C=0$	-5.0	-	-	V
DC Current Gain	$h_{FE(1)}$ (Note)	$V_{CE}=-1V, I_C=-100mA$	100	-	320	
	$h_{FE(2)}$	$V_{CE}=-1V, I_C=-800mA$	40	-	-	
Collector-Emitter Saturation Voltage	$V_{CE(sat)}$	$I_C=-500mA, I_B=-20mA$	-	-	-0.4	V
Base-Emitter Voltage	$V_{BE}$	$V_{CE}=-1V, I_C=-10mA$	-0.5	-	-0.8	V
Transition Frequency	$f_T$	$V_{CE}=-5V, I_C=-10mA$	-	120	-	MHz
Collector Output Capacitance	$C_{ob}$	$V_{CB}=-10V, I_E=0, f=1MHz$	-	13	-	pF

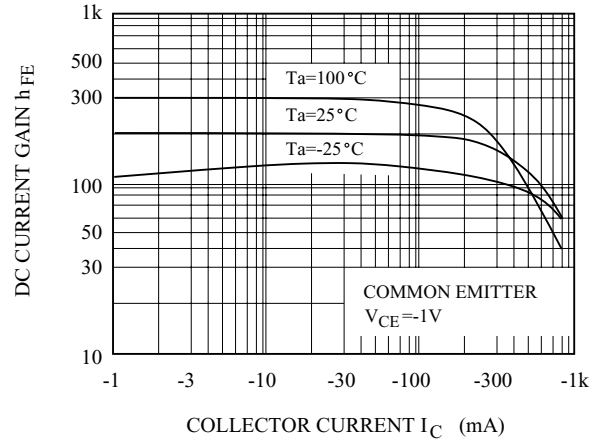
Note :  $h_{FE(1)}$  Classification O:100 200, Y:160 320

# KTA1298

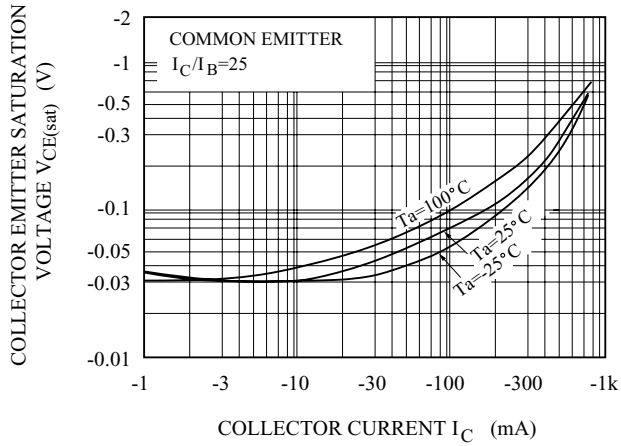
$I_C - V_{CE}$



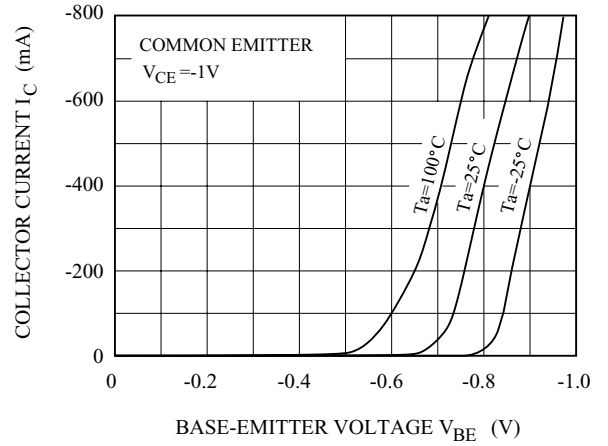
$h_{FE} - I_C$



$V_{CE(sat)} - I_C$



$I_C - V_{BE}$



$P_C - T_a$

