

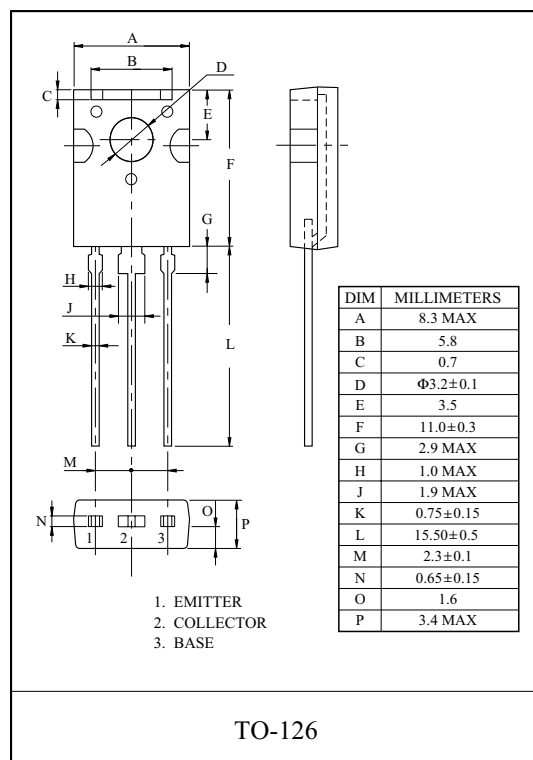
HIGH-DEFINITION CRT DISPLAY,  
VIDEO OUTPUT APPLICATIONS.

### FEATURES

- High breakdown voltage :  $V_{CEO} \geq 300V$ .
- Small reverse transfer capacitance and excellent high frequency characteristic.  
:  $C_{re} = 2.3pF$  ( $V_{CB} = 30V, f = 1MHz$ )
- Complementary KTC3503.

### MAXIMUM RATING ( $T_a = 25^\circ C$ )

CHARACTERISTIC		SYMBOL	RATING	UNIT
Collector-Base Voltage		$V_{CBO}$	-300	V
Collector-Emitter Voltage		$V_{CEO}$	-300	V
Emitter-Base Voltage		$V_{EBO}$	-5	V
Collector Current	DC	$I_C$	-100	mA
	Pulse	$I_{CP}$	-200	
Collector Power Dissipation	$T_a = 25^\circ C$	$P_C$	1.5	W
	$T_c = 25^\circ C$		7	
Junction Temperature		$T_j$	150	$^\circ C$
Storage Temperature Range		$T_{stg}$	-55 ~ 150	$^\circ C$

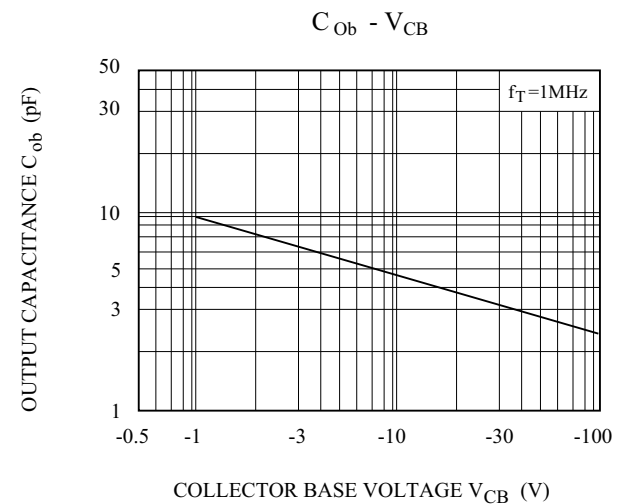
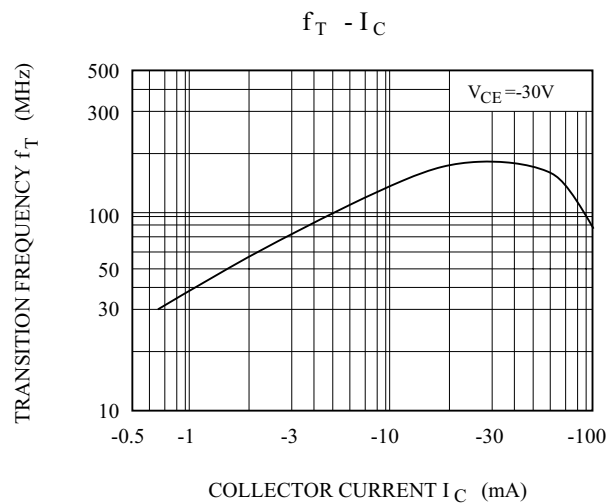
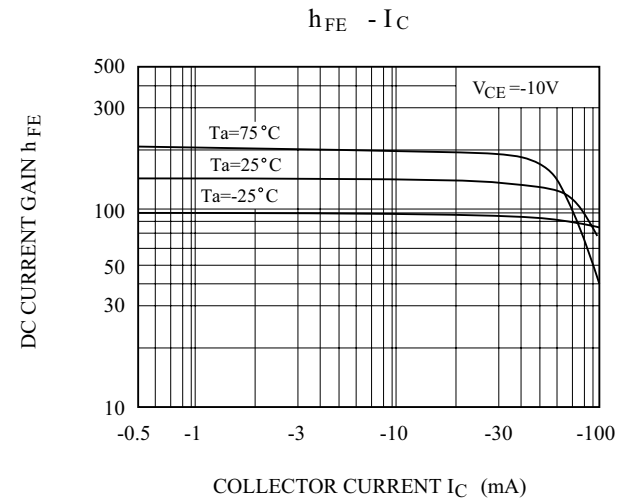
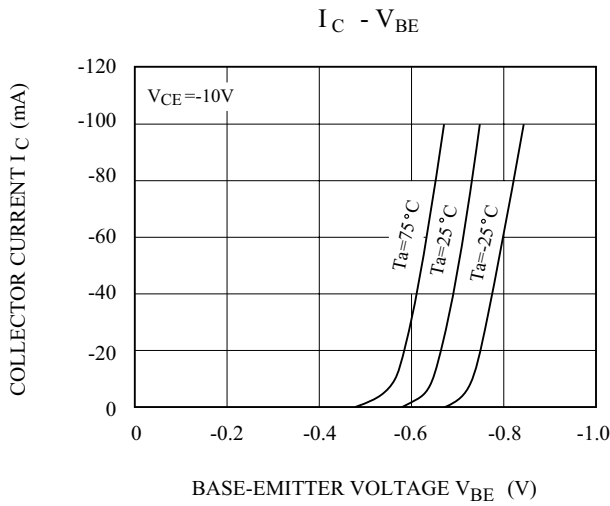
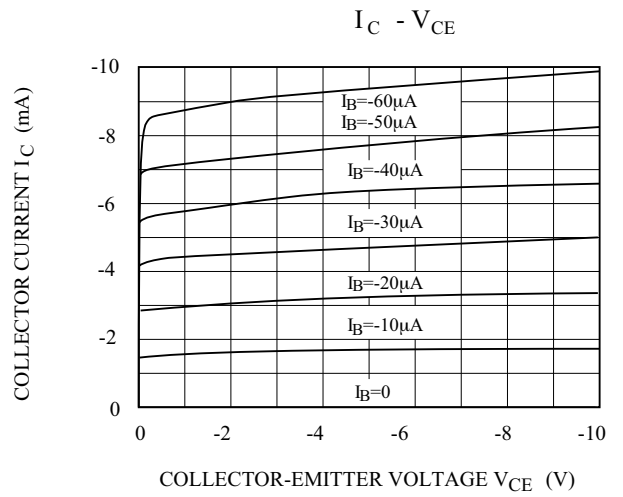
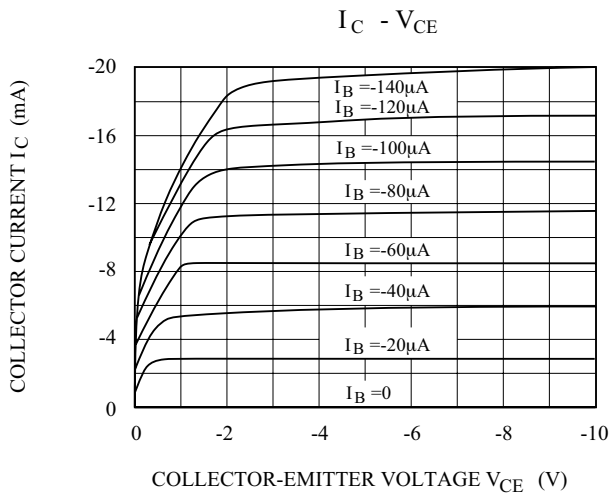


### ELECTRICAL CHARACTERISTICS ( $T_a = 25^\circ C$ )

CHARACTERISTIC	SYMBOL	TEST CONDITION	MIN.	TYP.	MAX.	UNIT
Collector Cut-off Current	$I_{CBO}$	$V_{CB} = -200V, I_E = 0$	-	-	-0.1	$\mu A$
Emitter Cut-off Current	$I_{EBO}$	$V_{EB} = -4V, I_C = 0$	-	-	-0.1	$\mu A$
DC Current Gain	$h_{FE}$ (Note)	$V_{CE} = -10V, I_C = -10mA$	60	-	200	
Transition Frequency	$f_T$	$V_{CE} = -30V, I_C = -10mA$	-	150	-	MHz
Collector Output Capacitance	$C_{ob}$	$V_{CB} = -30V, I_E = 0, f = 1MHz$	-	3.1	-	pF
Reverse Transfer Capacitance	$C_{re}$	$V_{CB} = -30V, I_E = 0, f = 1MHz$	-	2.3	-	pF
Collector-Emitter Saturation Voltage	$V_{CE(sat)}$	$I_C = -20mA, I_B = -2mA$	-	-	-0.6	V
Base-Emitter Saturation Voltage	$V_{BE(sat)}$	$I_C = -20mA, I_B = -2mA$	-	-	-1.0	V
Collector-Base Breakdown Voltage	$V_{(BR)CBO}$	$I_C = -10\mu A, I_E = 0$	-300	-	-	V
Collector-Emitter Breakdown Voltage	$V_{(BR)CEO}$	$I_C = -1mA, I_B = 0$	-300	-	-	V
Base-Emitter Breakdown Voltage	$V_{(BR)EBO}$	$I_E = -10\mu A, I_C = 0$	-5	-	-	V

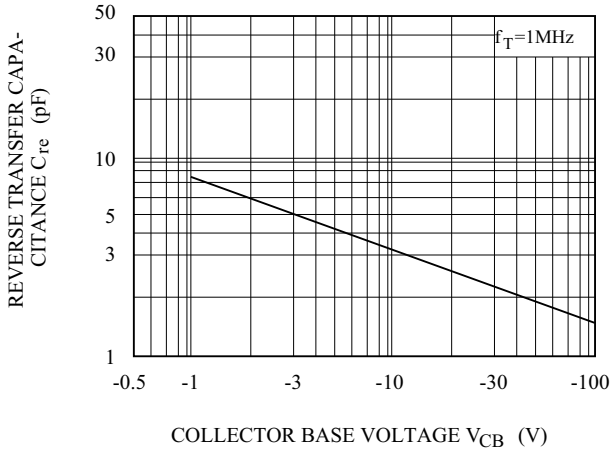
Note :  $h_{FE}$  Classification O:60 ~ 120, Y:100 ~ 200

# KTA1381

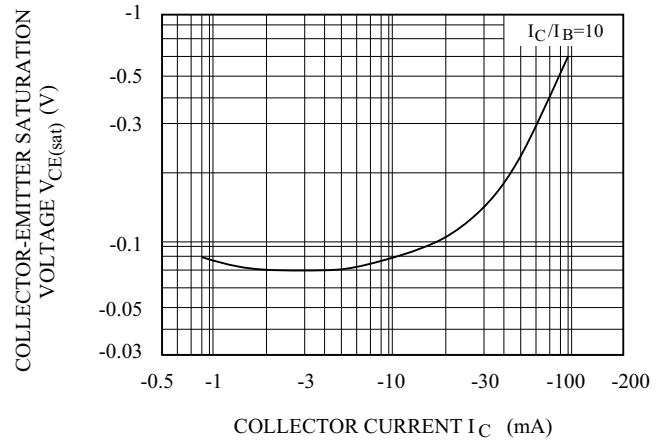


# KTA1381

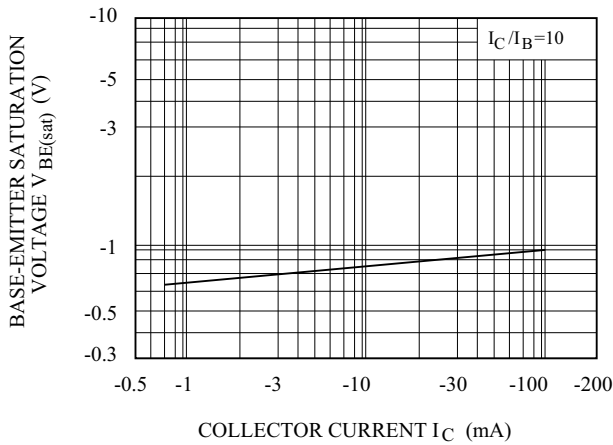
$C_{re} - V_{CB}$




$V_{CE(sat)} - I_C$



$V_{BE(sat)} - I_C$



SAFE OPERATING AREA



$P_c - T_a$

