

isc Silicon NPN Power Transistors
KTC2238
DESCRIPTION

- Low Saturation Voltage-
: $V_{CE(sat)}=1.5V(\text{Max})@ (I_C= 0.5A, I_B= 50mA)$
- High Collector-Emitter Breakdown Voltage-
: $V_{(BR)CEO}= 160V(\text{Min})$
- Complement to Type KTA968
- Minimum Lot-to-Lot variations for robust device performance and reliable operation

APPLICATIONS

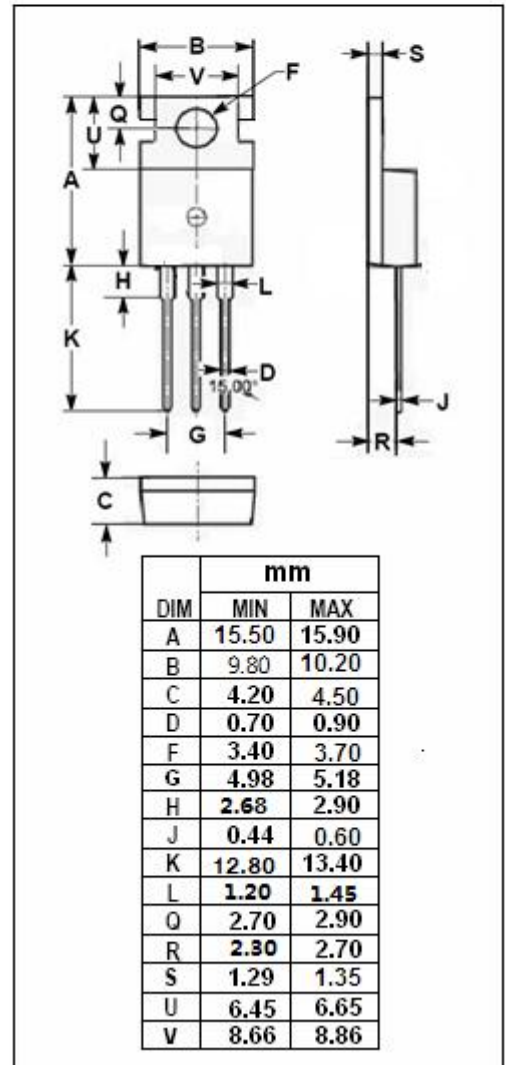
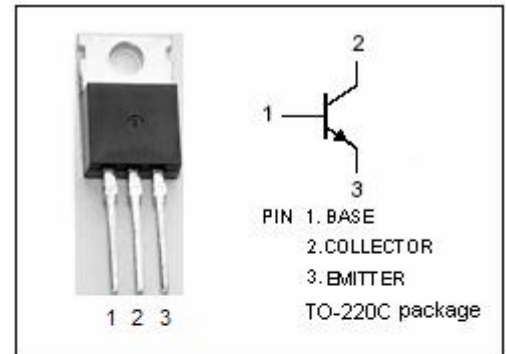
- Designed for high voltage and general purpose applications.

ABSOLUTE MAXIMUM RATINGS($T_a=25^\circ\text{C}$)

SYMBOL	PARAMETER	VALUE	UNIT
V_{CBO}	Collector-Base Voltage	160	V
V_{CEO}	Collector-Emitter Voltage	160	V
V_{EBO}	Emitter-Base Voltage	5	V
I_C	Collector Current-Continuous	1.5	A
I_E	Emitter Current	1.5	A
P_C	Collector Power Dissipation $T_C=25^\circ\text{C}$	25	W
T_j	Junction Temperature	150	$^\circ\text{C}$
T_{stg}	Storage Temperature Range	-55~150	$^\circ\text{C}$

THERMAL CHARACTERISTICS

SYMBOL	PARAMETER	MAX	UNIT
$R_{th\ j-a}$	Thermal Resistance, Junction to Ambient	63	$^\circ\text{C}/\text{W}$




isc Silicon NPN Power Transistors
KTC2238
ELECTRICAL CHARACTERISTICS
 $T_C=25^\circ\text{C}$ unless otherwise specified

SYMBOL	PARAMETER	CONDITIONS	MIN	TYP	MAX	UNIT
$V_{(BR)CEO}$	Collector-Emitter Breakdown Voltage	$I_C=10\text{mA}; I_B=0$	160			V
$V_{(BR)CBO}$	Collector-Base Breakdown Voltage	$I_C=0.1\text{mA}; I_B=0$	160			V
$V_{(BR)EBO}$	Emitter-Base Breakdown Voltage	$I_E=1\text{mA}; I_C=0$	5			V
$V_{CE(sat)}$	Collector-Emitter Saturation Voltage	$I_C=0.5\text{A}; I_B=50\text{mA}$			1.5	V
$V_{BE(on)}$	Base-Emitter On Voltage	$I_C=0.5\text{A}; V_{CE}=5\text{V}$			1.0	V
I_{CBO}	Collector Cutoff Current	$V_{CB}=160\text{V}; I_E=0$			1	μA
I_{EBO}	Emitter Cutoff Current	$V_{EB}=5\text{V}; I_C=0$			1	μA
h_{FE}	DC Current Gain	$I_C=0.1\text{A}; V_{CE}=5\text{V}$	70		240	
C_{OB}	Output Capacitance	$I_E=0; V_{CB}=10\text{V}, f_{test}=1\text{MHz}$		25		pF
f_T	Current-Gain—Bandwidth Product	$I_C=0.1\text{A}; V_{CE}=10\text{V}$		100		MHz

◆ h_{FE} Classifications

O	Y
70-140	120-240

**Notice:**

ISC reserves the rights to make changes of the content herein the datasheet at any time without notification. The information contained herein is presented only as a guide for the applications of our products.

ISC products are intended for usage in general electronic equipment. The products are not designed for use in equipment which require specialized quality and/or reliability, or in equipment which could have applications in hazardous environments, aerospace industry, or medical field. Please contact us if you intend our products to be used in these special applications.

ISC makes no warranty or guarantee regarding the suitability of its products for any particular purpose, nor does ISC assume any liability arising from the application or use of any products, and specifically disclaims any and all liability, including without limitation special, consequential or incidental damages.