

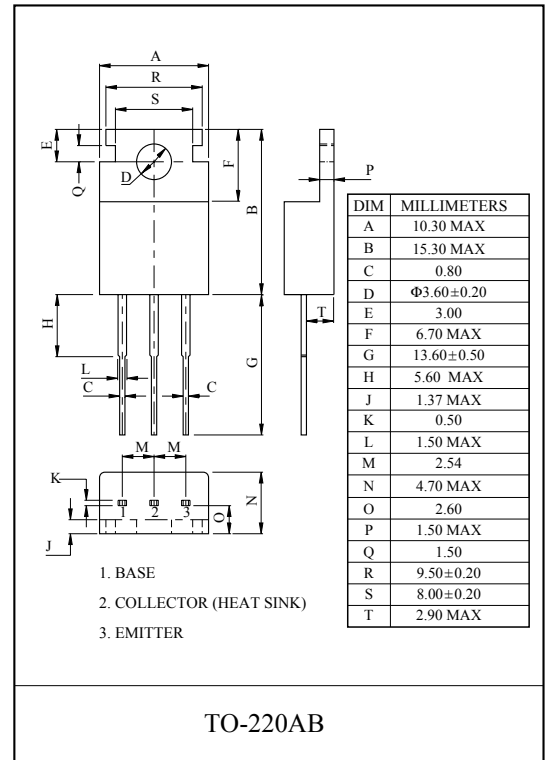
HIGH VOLTAGE APPLICATION.

FEATURES

- High Transition Frequency : $f_T=100\text{MHz(Typ.)}$.
- Complementary to KTA968/A.

MAXIMUM RATING (Ta=25°C)

CHARACTERISTIC		SYMBOL	RATING	UNIT
Collector-Base Voltage	KTC2238	V_{CBO}	160	V
	KTA2238A		180	
Collector-Emitter Voltage	KTC2238	V_{CEO}	160	V
	KTC2238A		180	
Emitter-Base Voltage		V_{EBO}	5	V
Collector Current		I_C	1.5	A
Emitter Current		I_E	-1.5	A
Collector Power Dissipation (Tc=25°C)		P_C	25	W
Junction Temperature		T_j	150	°C
Storage Temperature Range		T_{stg}	-55 ~ 150	°C

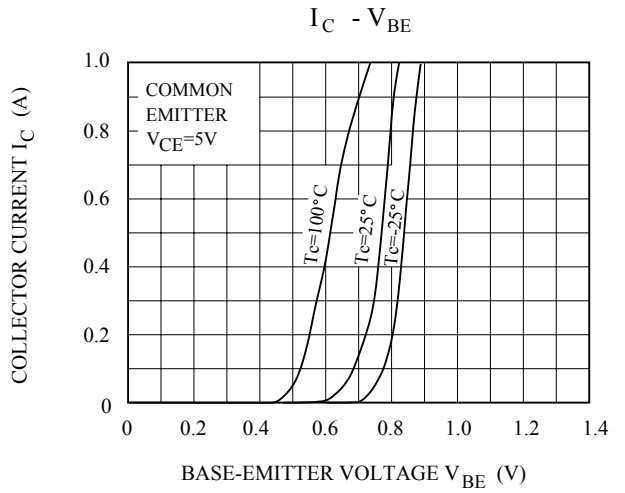
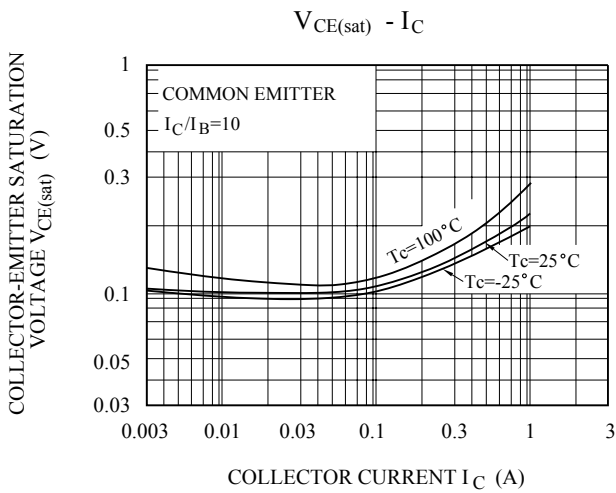
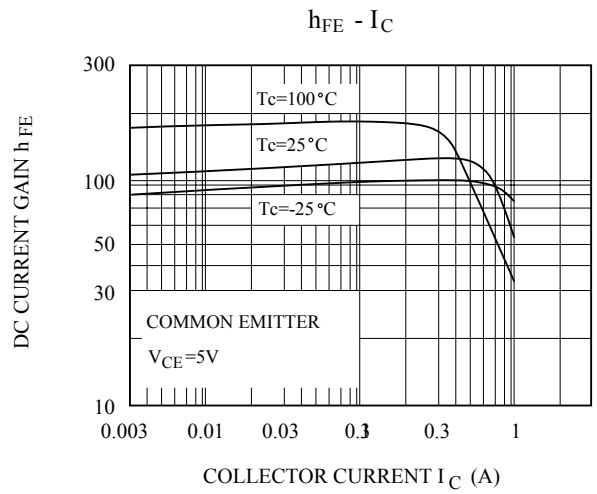
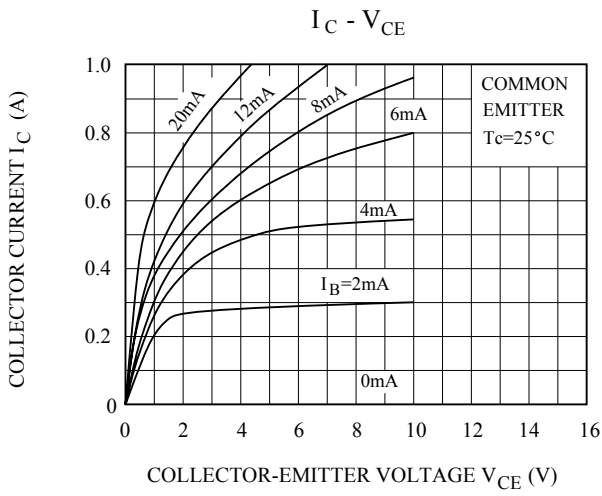


ELECTRICAL CHARACTERISTICS (Ta=25°C)

CHARACTERISTIC	SYMBOL	TEST CONDITION	MIN	TYP.	MAX.	UNIT	
Collector Cut-off Current	I_{CBO}	$V_{CB}=160\text{V}, I_E=0$	-	-	1.0	μA	
Emitter Cut-off Current	I_{EBO}	$V_{EB}=5\text{V}, I_C=0$	-	-	1.0	μA	
Collector-Emitter Breakdown Voltage	KTC2238	$V_{(BR)CEO}$	$I_C=10\text{mA}, I_B=0$	160	-	-	V
	KTC2238A			180	-	-	
Emitter-Base Breakdown Voltage	$V_{(BR)EBO}$	$I_E=1\text{mA}, I_C=0$	5.0	-	-	V	
DC Current Gain	h_{FE} (Note)	$V_{CE}=5\text{V}, I_C=100\text{mA}$	70	-	240		
Collector-Emitter Saturation Voltage	$V_{CE(sat)}$	$I_C=500\text{mA}, I_B=50\text{mA}$	-	-	1.5	V	
Base-Emitter Voltage	V_{BE}	$V_{CE}=5\text{V}, I_C=500\text{mA}$	-	-	1.0	V	
Transition Frequency	f_T	$V_{CE}=10\text{V}, I_C=100\text{mA}$	-	100	-	MHz	
Collector Output Capacitance	C_{ob}	$V_{CB}=10\text{V}, I_E=0, f=1\text{MHz}$	-	25	-	pF	

Note: h_{FE} Classification O:70 ~ 140 , Y:120 ~ 240

KTC2238/A



KTC2238/A

