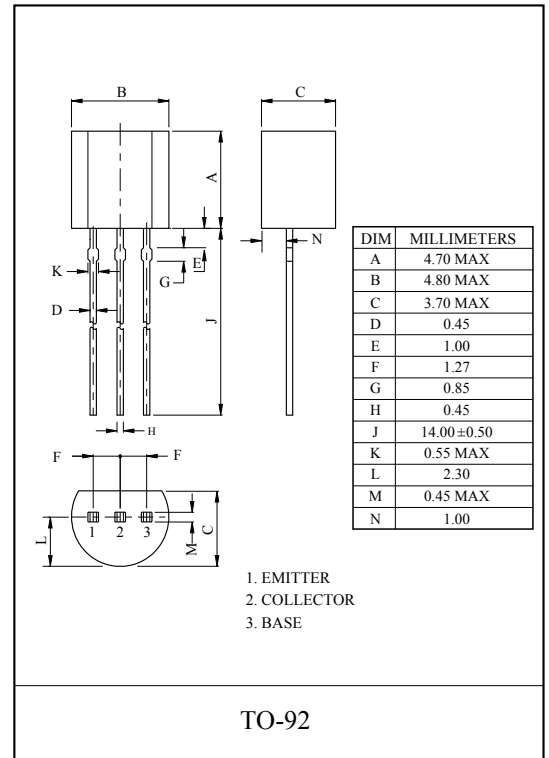


HIGH FREQUENCY APPLICATION.
TV UHF OSCILLATOR APPLICATION.
TV VHF MIXER APPLICATION.

MAXIMUM RATING (Ta=25°C)

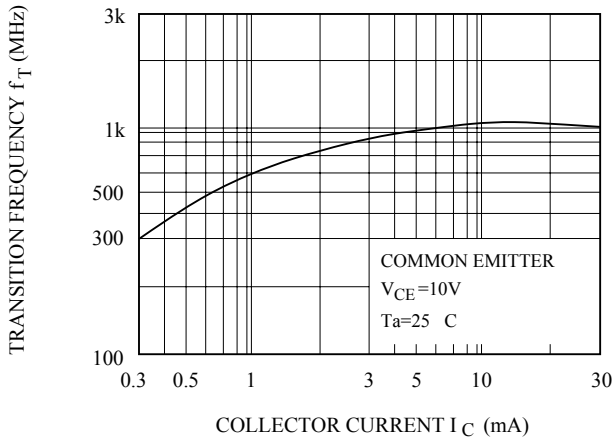
CHARACTERISTIC	SYMBOL	RATING	UNIT
Collector-Base Voltage	V_{CBO}	35	V
Collector-Emitter Voltage	V_{CEO}	15	V
Emitter-Base Voltage	V_{EBO}	3	V
Collector Current	I_C	50	mA
Emitter Current	I_E	-50	mA
Collector Power Dissipation	P_C	625	mW
Junction Temperature	T_j	150	°C
Storage Temperature Range	T_{stg}	-55 ~ 150	°C



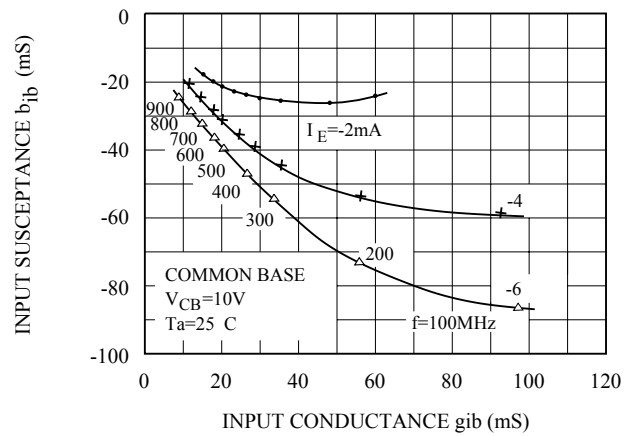
ELECTRICAL CHARACTERISTICS (Ta=25°C)

CHARACTERISTIC	SYMBOL	TEST CONDITION	MIN.	TYP.	MAX.	UNIT
Collector Cut-off Current	I_{CBO}	$V_{CB}=15V, I_E=0$	-	-	0.1	μA
Emitter Cut-off Current	I_{EBO}	$V_{EB}=3V, I_C=0$	-	-	1.0	μA
Collector-Emitter Breakdown Voltage	$V_{(BR)CEO}$	$I_C=1mA, I_B=0$	15	-	-	V
DC Current Gain	h_{FE}	$V_{CE}=3V, I_C=8mA$	20	-	-	
Transition Frequency	f_T	$V_{CE}=10V, I_C=8mA$	650	1100	-	MHz
Collector Output Capacitance	C_{ob}	$V_{CB}=10V, I_E=0, f=1MHz$	-	1.2	1.5	pF
Collector-Base Time Constant	$C_C \cdot r_{bb'}$	$V_{CB}=10V, I_C=8mA, f=30MHz$	-	-	12	ps

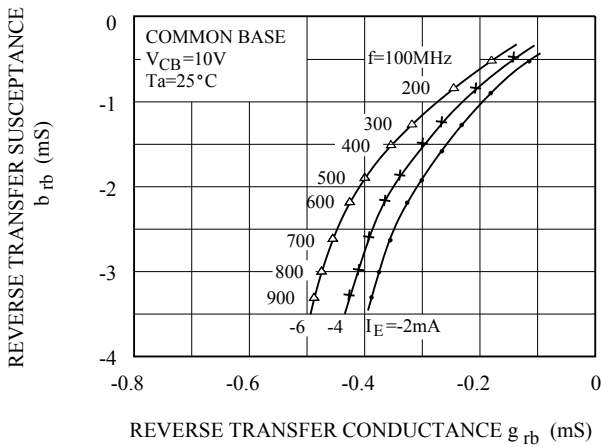
$f_T - I_C$



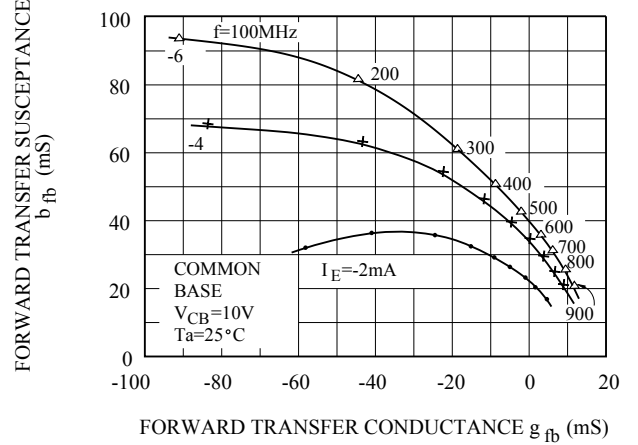
$y_{ib} - f$



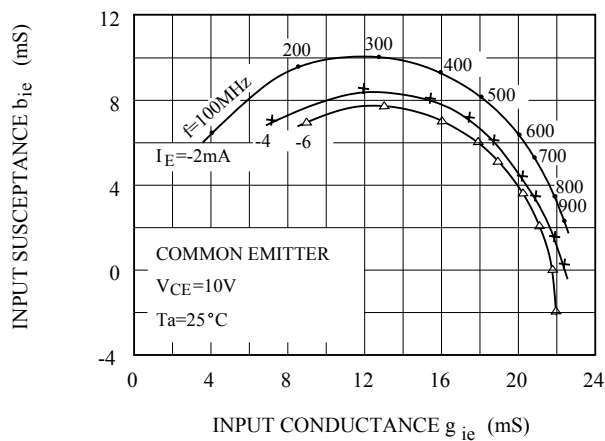
$y_{rb} - f$



$y_{fb} - f$



$y_{ie} - f$



$y_{re} - f$

