

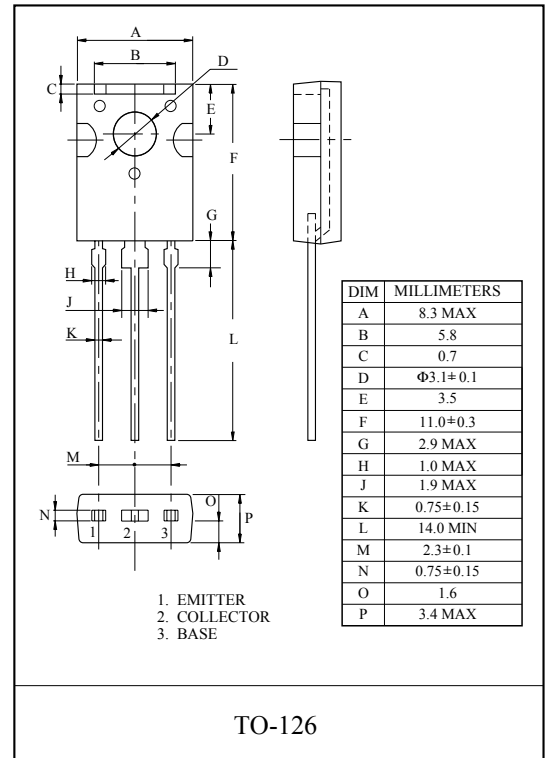
HIGH VOLTAGE APPLICATION.

FEATURES

- High Transition Frequency : $f_T=100\text{MHz(Typ.)}$.
- Complementary to KTA1700.

MAXIMUM RATING (Ta=25°C)

CHARACTERISTIC	SYMBOL	RATING	UNIT
Collector-Base Voltage	V_{CBO}	160	V
Collector-Emitter Voltage	V_{CEO}	160	V
Emitter-Base Voltage	V_{EBO}	5	V
Collector Current	I_C	1.5	A
Base Current	I_B	1.0	A
Collector Power Dissipation	P_C	Ta=25°C	1.5
		Tc=25°C	10
Junction Temperature	T_j	150	°C
Storage Temperature Range	T_{stg}	-55 ~ 150	°C

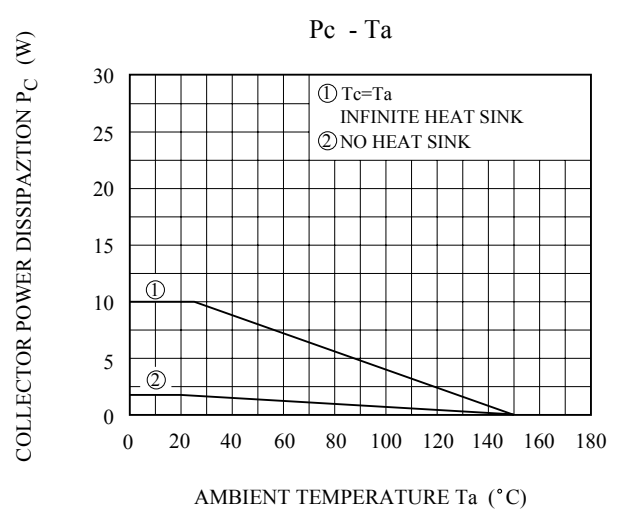
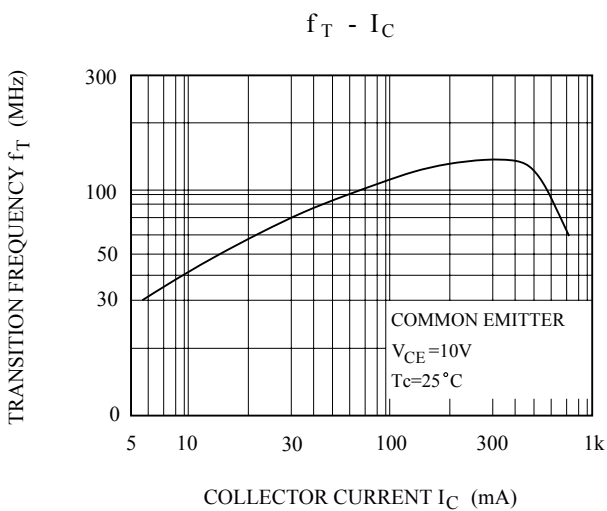
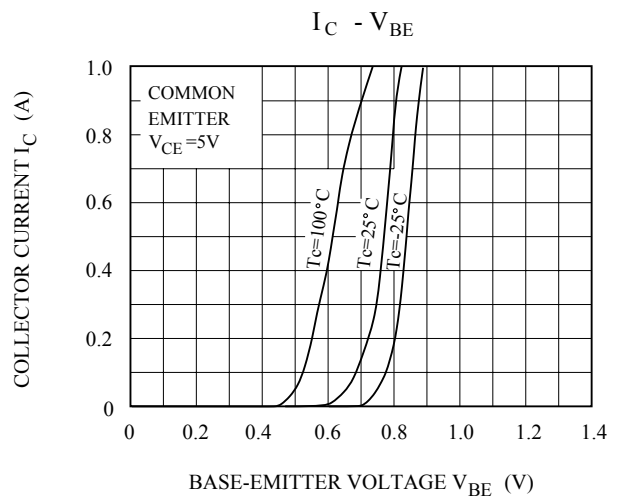
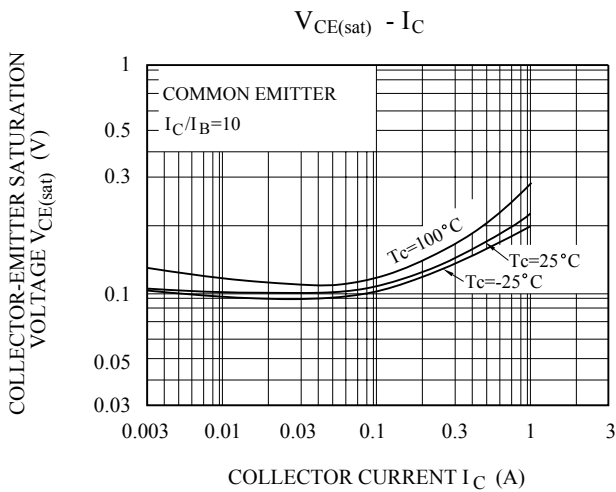
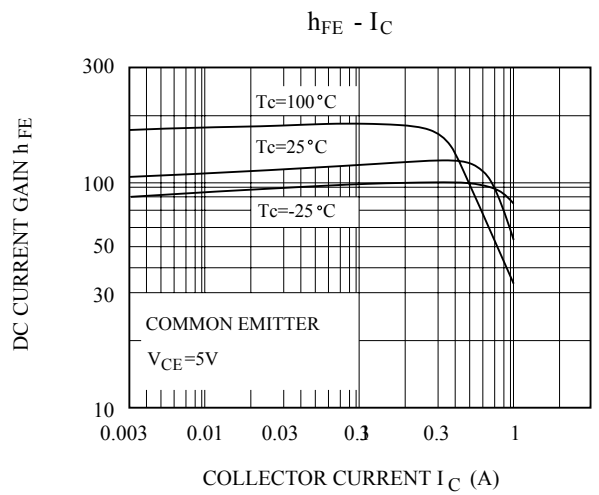
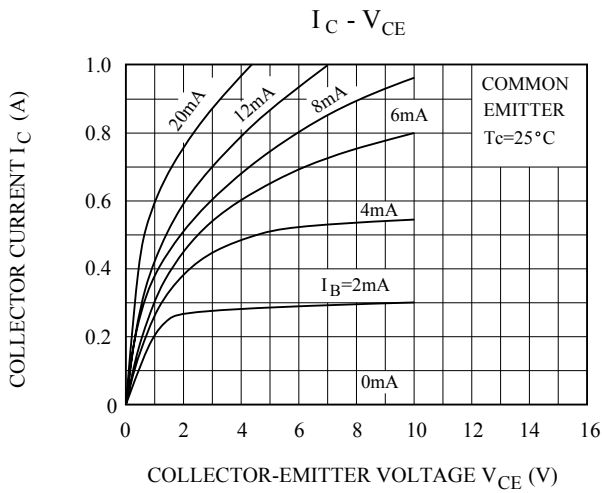


ELECTRICAL CHARACTERISTICS (Ta=25°C)

CHARACTERISTIC	SYMBOL	TEST CONDITION	MIN.	TYP.	MAX.	UNIT
Collector Cut-off Current	I_{CBO}	$V_{CB}=160\text{V}, I_E=0$	-	-	1.0	μA
Emitter Cut-off Current	I_{EBO}	$V_{EB}=5\text{V}, I_C=0$	-	-	1.0	μA
Collector-Emitter Breakdown Voltage	$V_{(BR)CEO}$	$I_C=10\text{mA}, I_B=0$	160	-	-	V
Emitter-Base Breakdown Voltage	$V_{(BR)EBO}$	$I_E=1\text{mA}, I_C=0$	5.0	-	-	V
DC Current Gain	$h_{FE}(\text{Note})$	$V_{CE}=5\text{V}, I_C=100\text{mA}$	70	-	240	
Collector-Emitter Saturation Voltage	$V_{CE(sat)}$	$I_C=500\text{mA}, I_B=50\text{mA}$	-	-	1.5	V
Base-Emitter Voltage	V_{BE}	$V_{CE}=5\text{V}, I_C=500\text{mA}$	-	-	1.0	V
Transition Frequency	f_T	$V_{CE}=10\text{V}, I_C=100\text{mA}$	-	100	-	MHz
Collector Output Capacitance	C_{ob}	$V_{CB}=10\text{V}, I_E=0, f=1\text{MHz}$	-	25	-	pF

Note: h_{FE} Classification O:70 ~ 140 , Y:120 ~ 240

KTC2800



KTC2800

SAFE OPERATING AREA

