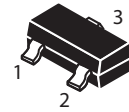
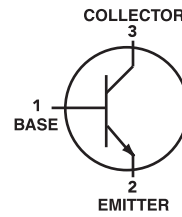


NPN General Purpose Transistors
(Pb) Lead(Pb)-Free

SOT-23
MAXIMUM RATINGS(Ta=25°C)

Rating	Symbol	Value	Unit
Collector-Emitter Voltage	V_{CEO}	30	V
Collector-Base Voltage	V_{CBO}	35	V
Emitter-Base Voltage	V_{EBO}	5.0	V
Collector Current - Continuous	I_C	800	mA
Total Device Dissipation $T_A=25^\circ\text{C}$	P_D	200	mW
Junction Temperature	T_j	+150	°C
Storage Temperature	T_{stg}	-55 to +150	°C

www.DataSheet4U.com

ELECTRICAL CHARACTERISTICS

Characteristics	Symbol	Min	Typ	Max	Unit
Collector-Emitter Breakdown Voltage $I_C = 10\text{mA}, I_B = 0$	$V_{(BR)CEO}$	30	-	-	V
Collector-Base Breakdown Voltage $I_C = 100\mu\text{A}, I_E = 0$	$V_{(BR)CBO}$	35	-	-	V
Emitter-Base Breakdown Voltage $I_E = 100\mu\text{A}, I_C = 0$	$V_{(BR)EBO}$	5.0	-	-	V
Collector Cutoff Current $V_{CB} = 30\text{V}, I_E = 0$	I_{CBO}	-	-	0.1	μA
Emitter Cutoff Current $V_{EB} = 5\text{V}, I_C = 0$	I_{EBO}	-	-	0.1	μA

ON CHARACTERISTICS

Collector-Emitter Saturation Voltage $I_C = 500\text{mA}, I_B = 20\text{mA}$	$V_{CE(sat)}$	-	-	0.5	V
Base-Emitter Saturation Voltage $V_{CE} = 1\text{V}, I_C = 10\text{mA}$	$V_{BE(ON)}$	0.5	-	0.8	V
DC Current Transfer Ratio $V_{CE} = 1\text{V}, I_C = 100\text{mA}$	h_{FE}	100	-	320	

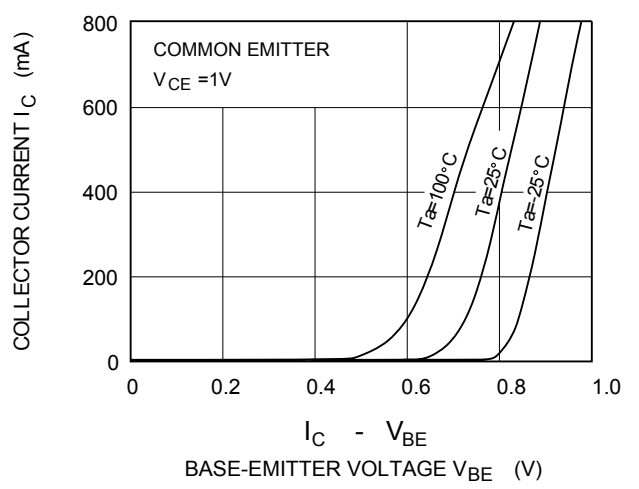
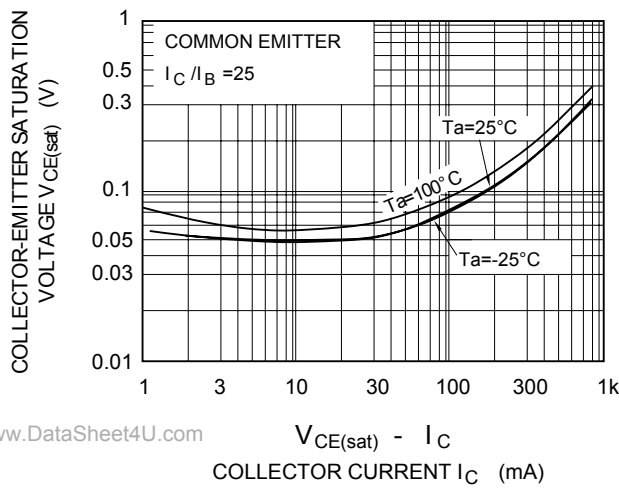
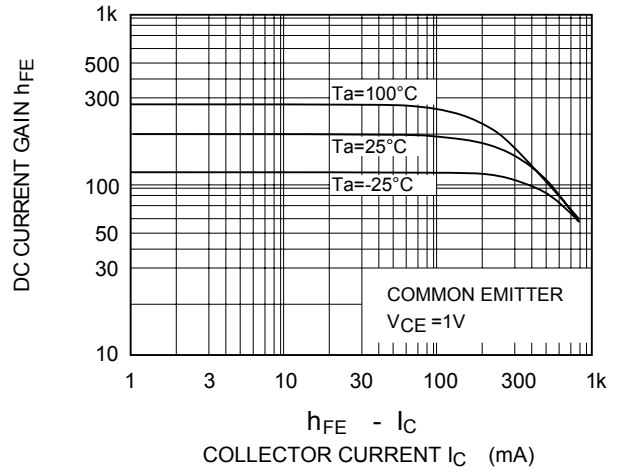
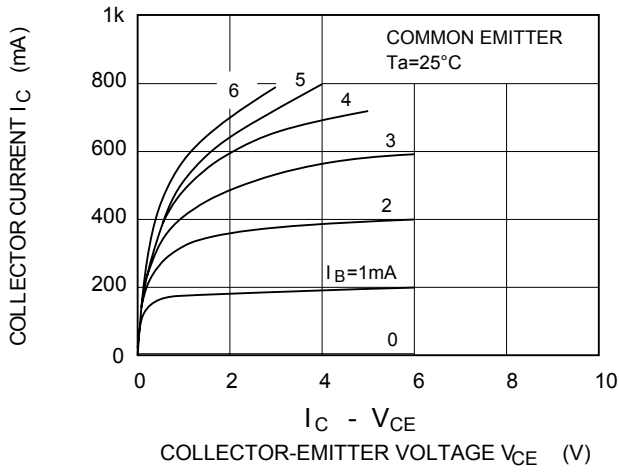
www.DataSheet4U.com

SMALL-SIGNAL CHARACTERISTICS

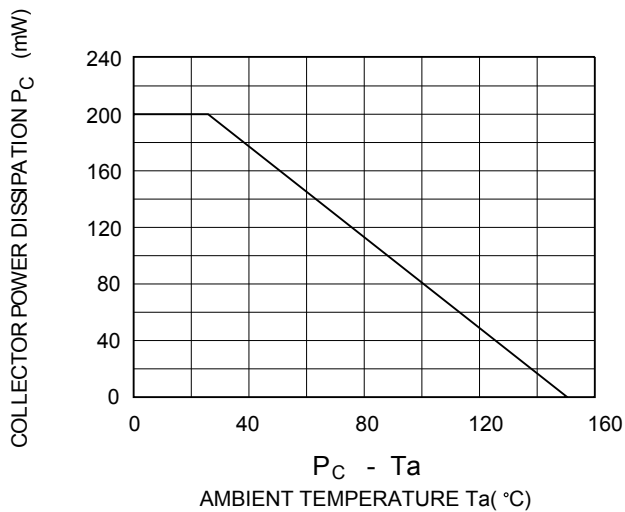
Transition Frequency $V_{CE} = 5\text{V}, I_C = 10\text{mA}, f = 100\text{MHz}$	f_T	-	120	-	MHz
Collector Output Capacitance $V_{CB} = 10\text{V}, I_E = 0, f = 1\text{MHz}$	C_{ob}	-	13	-	pF

Classification of h_{FE}

Rank	O	Y
Range	100-200	160-320
Marking	EO	EY

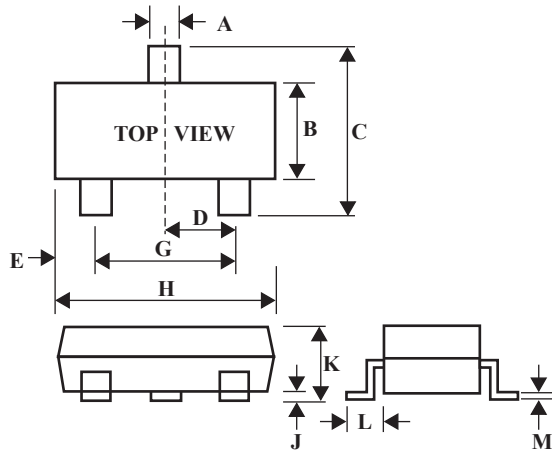


www.DataSheet4U.com



KTC3265

SOT-23 Outline Dimension



SOT-23		
Dim	Min	Max
A	0.35	0.51
B	1.19	1.40
C	2.10	3.00
D	0.85	1.05
E	0.46	1.00
G	1.70	2.10
H	2.70	3.10
J	0.01	0.13
K	0.89	1.10
L	0.30	0.61
M	0.076	0.25