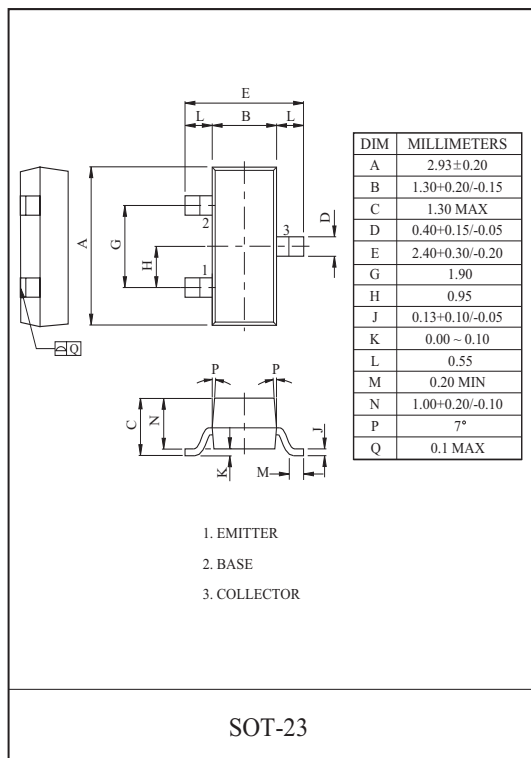


### GENERAL PURPOSE APPLICATION. SWITCHING APPLICATION.

#### FEATURES

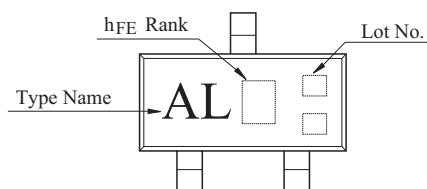
- Excellent  $h_{FE}$  Linearity  
:  $h_{FE}(0.1mA)/h_{FE}(2mA)=0.95$ (Typ.).
- High  $h_{FE}$  :  $h_{FE}=70 \sim 700$ .
- Low Noise :  $NF=1dB$ (Typ.),  $10dB$ (Max.).
- Complementary to KTA1504S.
- Suffix U : Qualified to AEC-Q101.  
ex) KTC3875S-GR-RTK/PU
- Suffix E : EOS(Electrical Over Stress)  
Capacity Enhanced Product.  
ex) KTC3875S-GR-RTK/PE
- Suffix UE : Qualified to AEC-Q101 and  
EOS(Electrical Over Stress)  
Capacity Enhanced Product.  
ex) KTC3875S-GR-RTK/PUE



#### MAXIMUM RATING (Ta=25 °C)

CHARACTERISTIC	SYMBOL	RATING	UNIT
Collector-Base Voltage	$V_{CBO}$	60	V
Collector-Emitter Voltage	$V_{CEO}$	50	V
Emitter-Base Voltage	$V_{EBO}$	5	V
Collector Current	$I_C$	150	mA
Base Current	$I_B$	30	mA
Collector Power Dissipation	$P_C$	150	mW
Junction Temperature	$T_j$	150	
Storage Temperature Range	$T_{stg}$	-55 ~ 150	

#### Marking

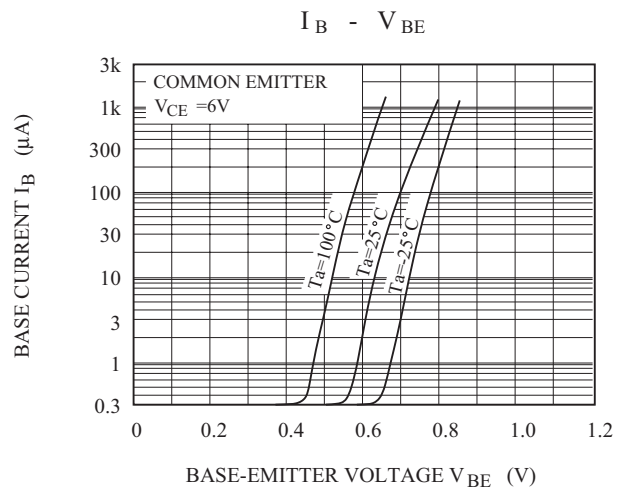
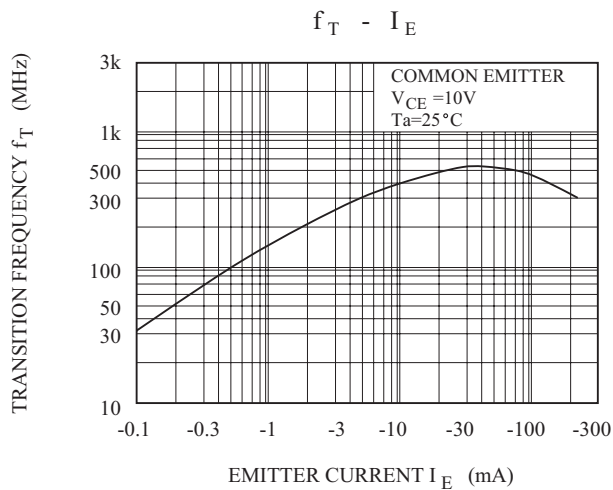
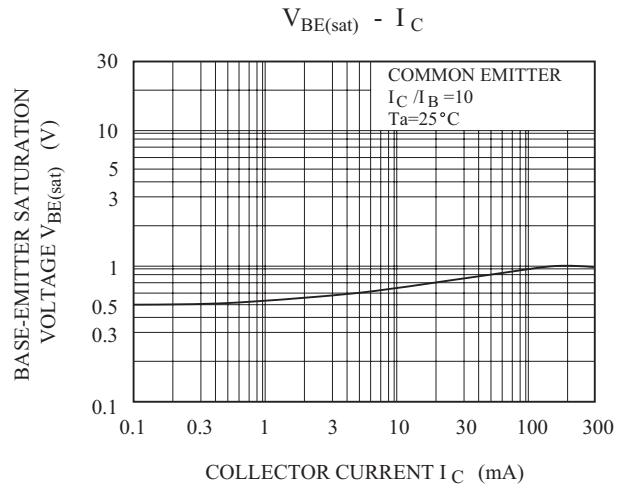
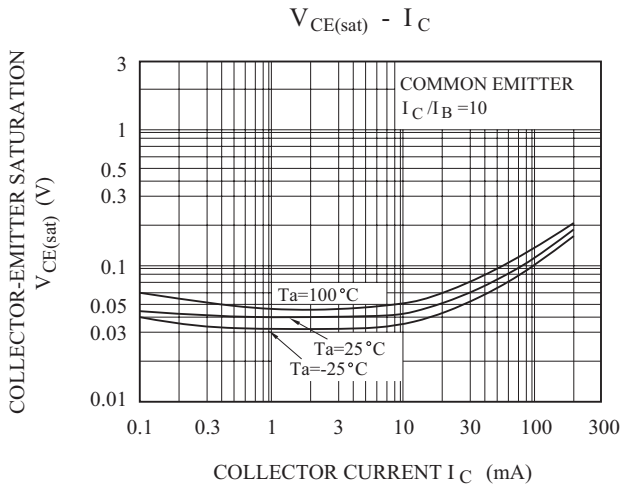
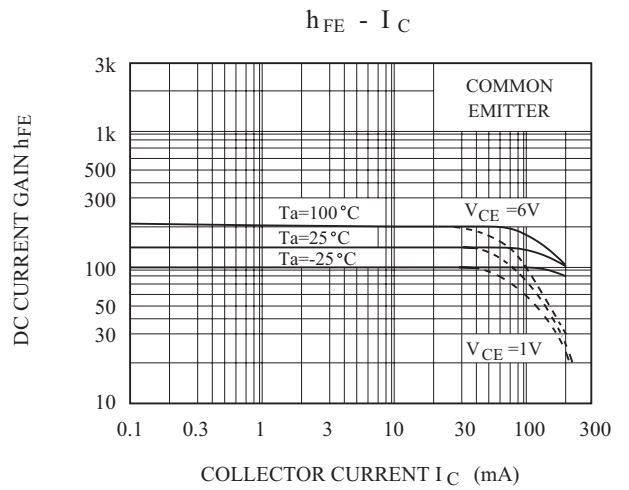
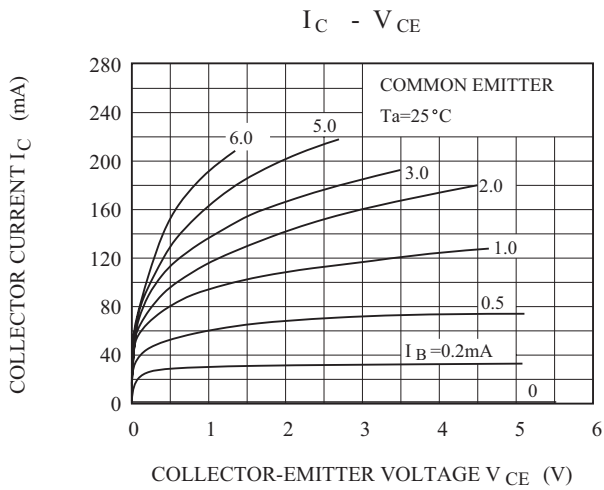


#### ELECTRICAL CHARACTERISTICS (Ta=25 °C)

CHARACTERISTIC	SYMBOL	TEST CONDITION	MIN.	TYP.	MAX.	UNIT
Collector Cut-off Current	$I_{CBO}$	$V_{CB}=60V, I_E=0$	-	-	0.1	$\mu A$
Emitter Cut-off Current	$I_{EBO}$	$V_{EB}=5V, I_C=0$	-	-	0.1	$\mu A$
DC Current Gain	$h_{FE}$ (Note)	$V_{CE}=6V, I_C=2mA$	70	-	700	
Collector-Emitter Saturation Voltage	$V_{CE(sat)}$	$I_C=100mA, I_B=10mA$	-	0.1	0.25	V
Base-Emitter Saturation Voltage	$V_{BE(sat)}$	$I_C=100mA, I_B=10mA$	-	0.86	1.0	V
Transition Frequency	$f_T$	$V_{CE}=10V, I_C=1mA$	80	-	-	MHz
Collector Output Capacitance	$C_{ob}$	$V_{CB}=10V, I_E=0, f=1MHz$	-	2.0	3.5	pF
Noise Figure	NF	$V_{CE}=6V, I_C=0.1mA$ $f=1kHz, R_g=10k$	-	1.0	10	dB

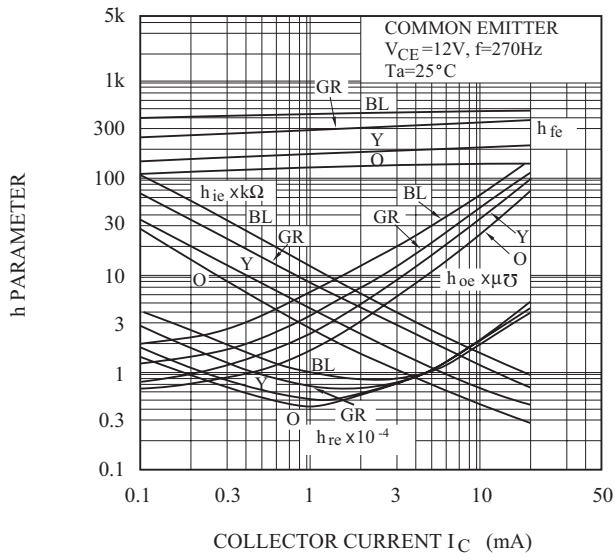
Note :  $h_{FE}$  Classification O:70 140, Y:120 240, GR(G):200 400, BL(L):350 700

# KTC3875S

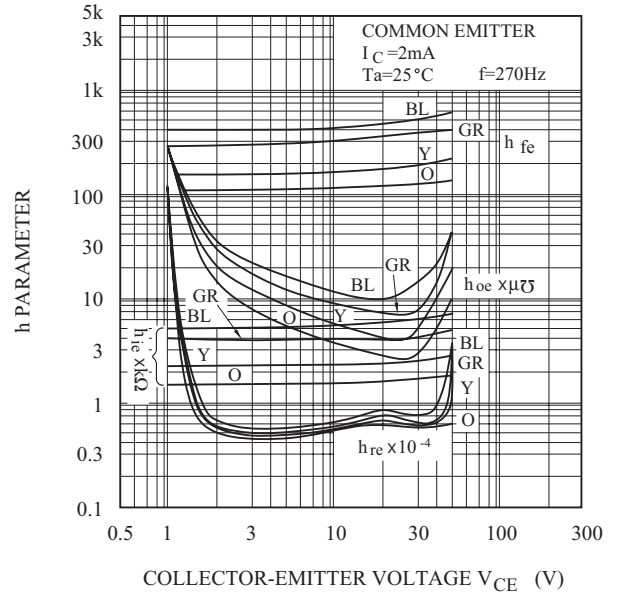


# KTC3875S

h PARAMETER -  $I_C$



h PARAMETER -  $V_{CE}$



$P_C$  -  $T_a$

