


REPLACEMENT TYPE : KTC4372
FEATURES

- Small Flat Package
- High Voltage Switching Application
- High Voltage
- High Transition Frequency



SOT-89

1:BASE 2:COLLECTOR 3:EMITTER

MAXIMUM RATINGS ($T_A = 25^\circ\text{C}$ unless otherwise noted)

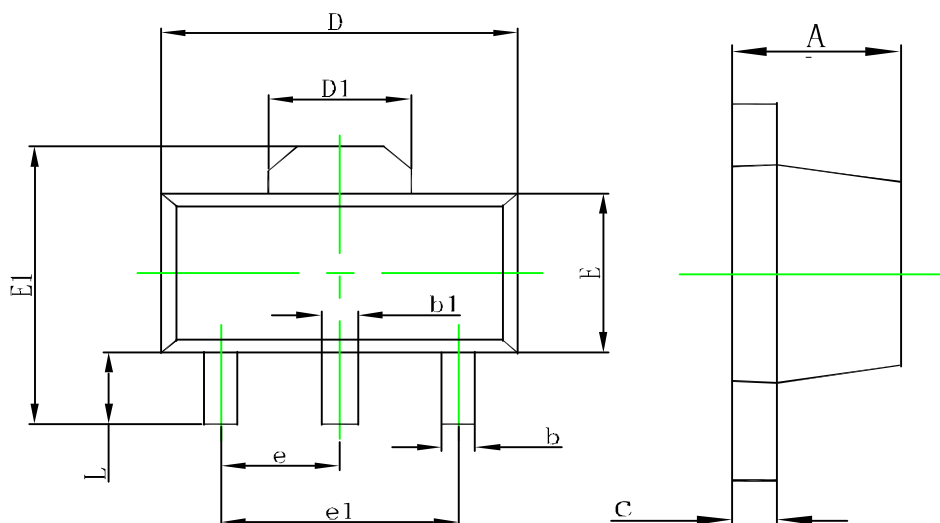
Parameter	Symbol	Value	Unit
Collector-Base Voltage	V_{CBO}	200	V
Collector-Emitter Voltage	V_{CEO}	150	V
Emitter-Base Voltage	V_{EBO}	5	V
Collector Current-Continuous	I_C	50	mA
Collector Power Dissipation	P_C	500	mW
Thermal Resistance From Junction to Ambient	$R_{\theta JA}$	250	$^\circ\text{C/W}$
Junction Temperature	T_J	150	$^\circ\text{C}$
Storage Temperature	T_{stg}	-55~+150	$^\circ\text{C}$

ELECTRICAL CHARACTERISTICS ($T_A=25^\circ\text{C}$ unless otherwise noted)

Parameter	Symbol	Test conditions	Min	Typ	Max	Unit
Collector-Base Breakdown Voltage	V_{CBO}	$I_C=0.1\text{mA}, I_E=0$	200			V
Collector-Emitter Breakdown Voltage	V_{CEO}	$I_C=1\text{mA}, I_B=0$	150			V
Emitter-Base Breakdown Voltage	V_{EBO}	$I_E=0.1\text{mA}, I_C=0$	5			V
Collector Cut-off Current	I_{CBO}	$V_{CB}=200\text{V}, I_E=0$			100	nA
Emitter Cut-off Current	I_{EBO}	$V_{EB}=5\text{V}, I_C=0$			100	nA
DC Current Gain	h_{FE}	$V_{CE}=5\text{V}, I_C=10\text{mA}$	70		240	
Collector-Emitter Saturation Voltage	$V_{CE(sat)}$	$I_C=10\text{mA}, I_B=1\text{mA}$			0.5	V
Base-Emitter Saturation Voltage	$V_{BE(sat)}^*$	$I_C=5\text{A}, I_B=30\text{mA}$			1	V
Transition Frequency	f_T	$V_{CE}=30\text{V}, I_C=10\text{mA}$		120		MHz
Collector Output Capacitance	C_{ob}	$V_{CB}=10\text{V}, I_E=0, f=1\text{MHz}$			5	pF

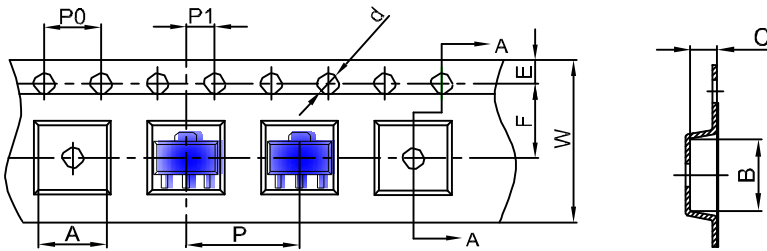
CLASSIFICATION OF h_{FE}

Rank	O	Y
Range	70-140	120-240
Marking	AO	AY

SOT-89 Package Outline Dimensions


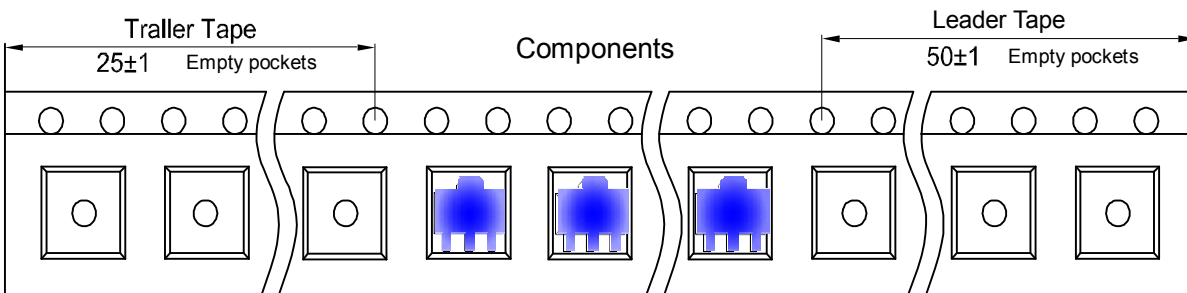
Symbol	Dimensions In Millimeters		Dimensions In Inches	
	Min.	Max.	Min.	Max.
A	1.400	1.600	0.055	0.063
b	0.320	0.520	0.013	0.020
b1	0.400	0.580	0.016	0.023
c	0.350	0.440	0.014	0.017
D	4.400	4.600	0.173	0.181
D1	1.550REF.		0.061REF.	
E	2.300	2.600	0.091	0.102
E1	3.940	4.250	0.155	0.167
e	1.500TYP.		0.060TYP.	
e1	3.000TYP.		0.118TYP.	
L	0.900	1.200	0.035	0.047

SOT-89 Tape and Reel

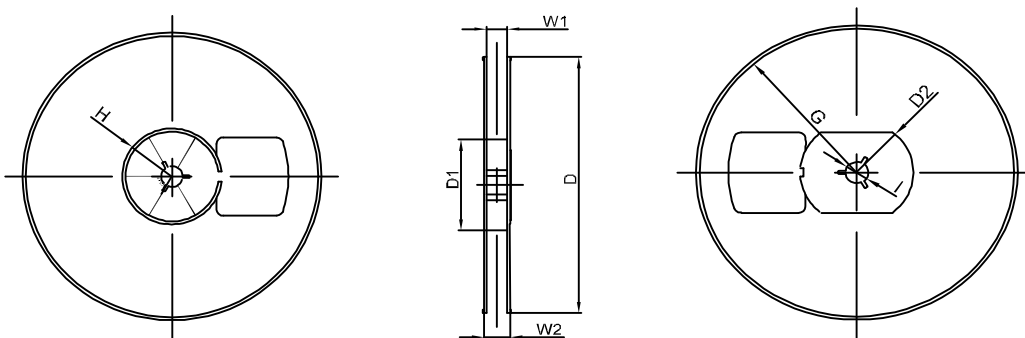


DIMENSIONS ARE IN MILLIMETER										
TYPE	A	B	C	d	E	F	P0	P	P1	W
SOT-89	4.85	4.45	1.85	φ1.50	1.75	5.50	4.00	8.00	2.00	12.00
TOLERANCE	±0.1	±0.1	±0.1	±0.1	±0.1	±0.1	±0.1	±0.1	±0.1	±0.1

SOT-89 Tape Leader and Trailer



SOT-89 Reel



DIMENSIONS ARE IN MILLIMETER								
REEL OPTION	D	D1	D2	G	H	I	W1	W2
7" DIA	φ 180	60.00	R32.00	R86.50	R30.00	φ 13.00	13.20	16.50
TOLERANCE	±2	±1	±1	±1	±1	±1	±1	±1