

VARIABLE CAPACITANCE DIODE

FEATURES

- Very Low Operating Voltage (1 to 6.5 V)
- Excellent Linearity (CV Curve)
- Large Capacitance Ratio (A1 = 4.70 minimum)
- Two Diodes in a Miniature Package (SOT23-3)
- Very Small Capacitance Deviation at Tape/Reel

APPLICATIONS

- FM Radio
- Voltage Controlled Oscillator
- Battery Operated Products

DESCRIPTION

The KV1460 variable capacitance diode was specially developed for use as FM tuning elements in car radios, radio cassettes, and other consumer radios.

The KV1460 uses a special process to provide a very high capacitance ratio in low voltage operation.


The KV1460 is available in the miniature SOT23-3 surface mount package.

CLASSIFICATION

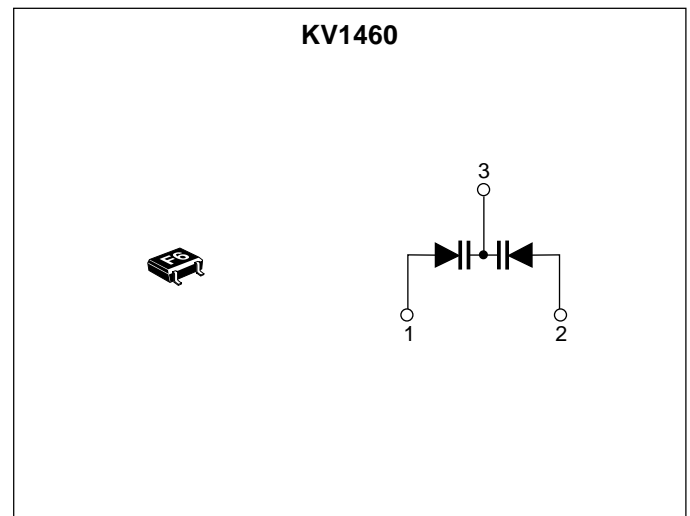
(Unit: pF)

C		RANK		
		1A	2A	3A
C ₁	MIN	86.10	89.60	93.30
	MAX	90.50	94.10	98.00

ORDERING INFORMATION

KV1460  Tape/Reel Code

TAPE/REEL CODE
TL: Tape Left



KV1460

ABSOLUTE MAXIMUM RATINGS

Reverse Voltage 18 V
Forward Current 50 mA
Power Dissipation 100 mW

Storage Temperature Range -55 to +150 °C
Operating Temperature Range -55 to +85 °C

ELECTRICAL CHARACTERISTICS

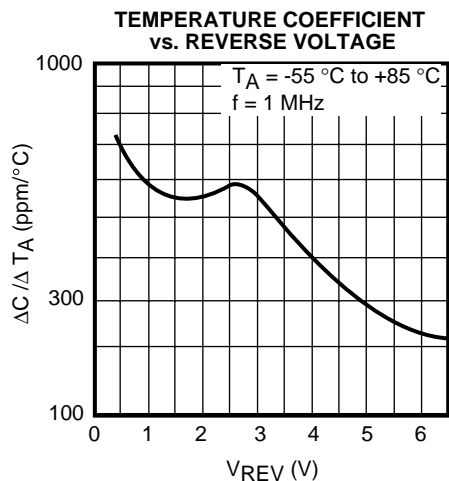
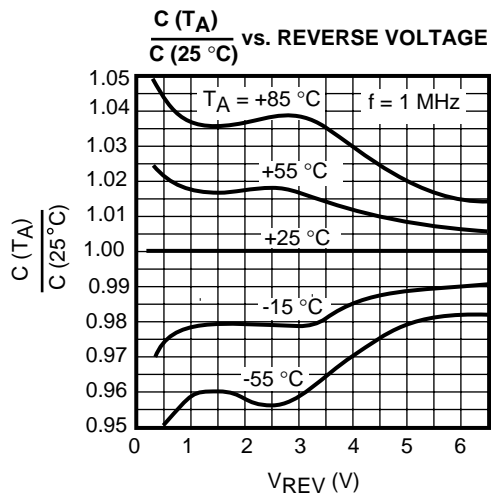
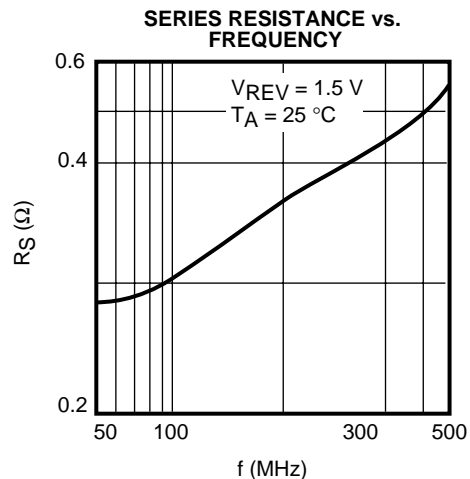
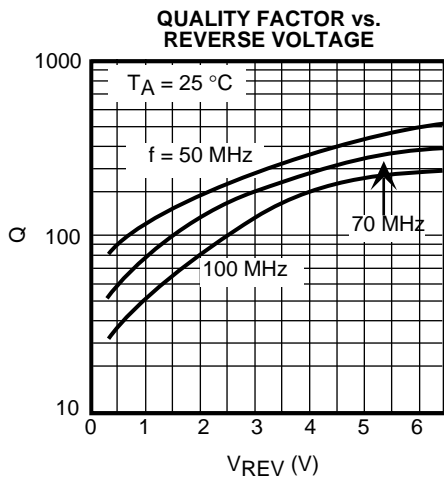
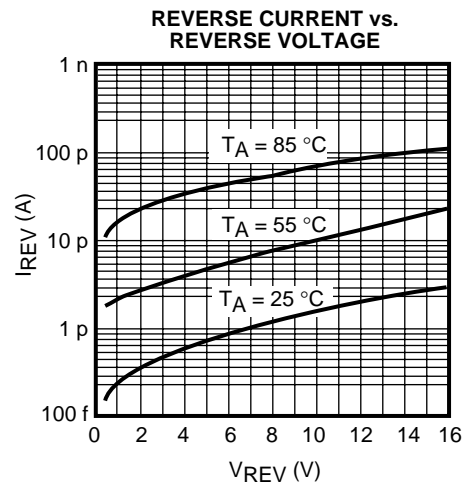
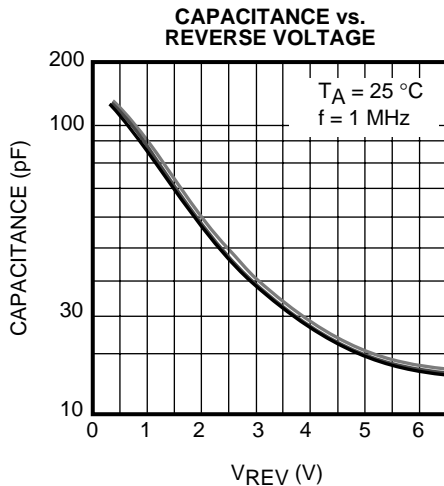
Test conditions: $T_A = 25\text{ °C}$

SYMBOL	PARAMETER	TEST CONDITIONS	MIN	TYP	MAX	UNITS
V_{REV}	Reverse Voltage	$I_{REV} = 10\ \mu\text{A}$	16			V
I_{REV}	Reverse Current	$V_{REV} = 10.0\ \text{V}$			50	nA
C_1	Diode Capacitance 1	$V_{REV} = 1.0\ \text{V}, f = 1\ \text{MHz}$	86.10	92.00	98.00	pF
$C_{6.5}$	Diode Capacitance 6.5	$V_{REV} = 6.5\ \text{V}, f = 1\ \text{MHz}$	13.90	16.00	18.20	pF
R_s	Series Resistance	$V_{REV} = 1.5\ \text{V}, f = 100\ \text{MHz}$		0.5	0.6	Ω
A	Capacitance Ratio	$C_1 / C_{6.5}$	4.70			

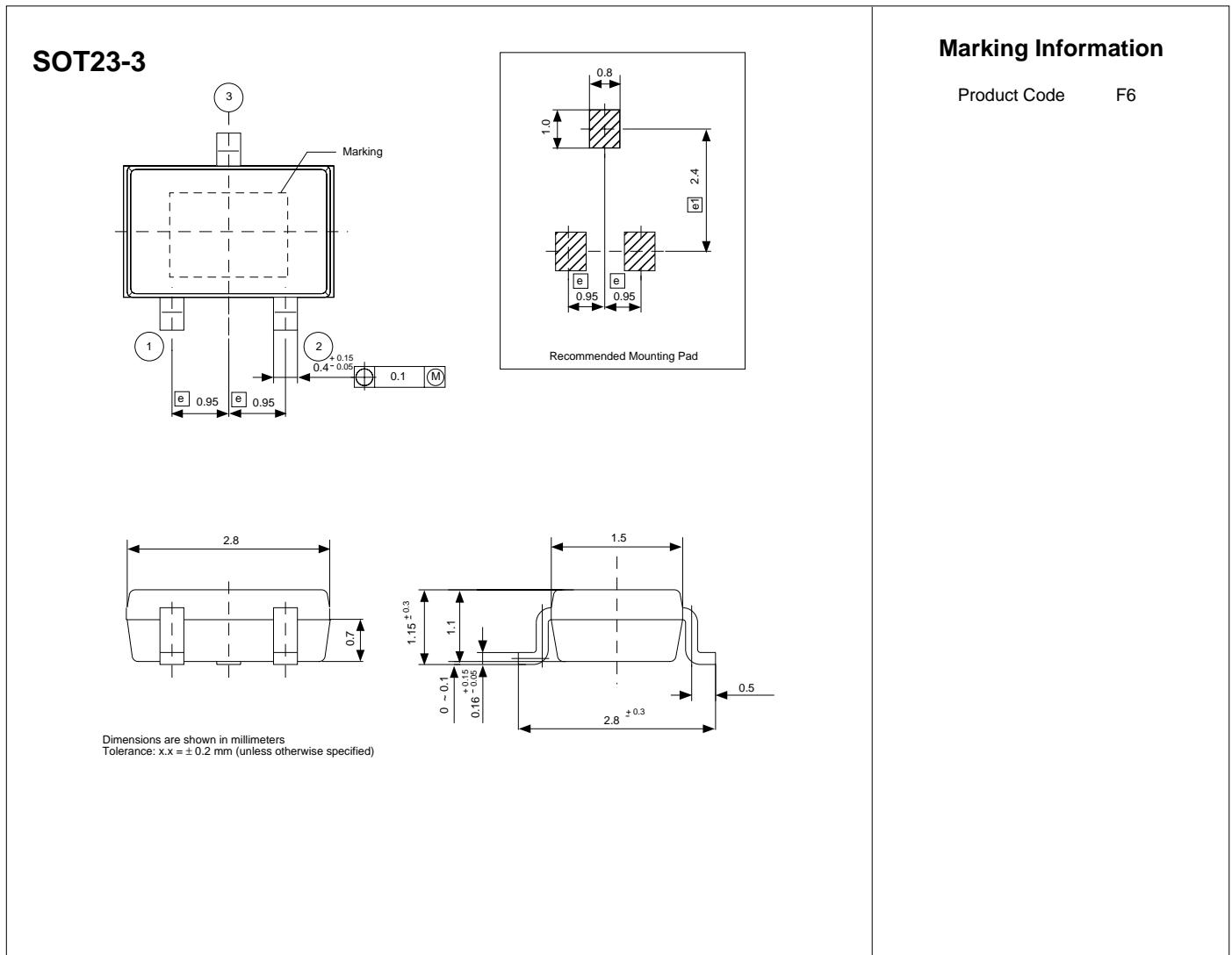
Note 1: Diode Capacitance measured with HP 4279A or equivalent instruments (at OSC level 20 mVrms, ± 5 mVrms).

Note 2: Series Resistance measured with HP 4191A or equivalent instruments.

TYPICAL PERFORMANCE CHARACTERISTICS



PACKAGE OUTLINE



Marking Information

Product Code F6

Toko America, Inc. Headquarters
1250 Feehanville Drive, Mount Prospect, Illinois 60056
Tel: (847) 297-0070 Fax: (847) 699-7864

TOKO AMERICA REGIONAL OFFICES

Midwest Regional Office
Toko America, Inc.
1250 Feehanville Drive
Mount Prospect, IL 60056
Tel: (847) 297-0070
Fax: (847) 699-7864

Western Regional Office
Toko America, Inc.
2480 North First Street, Suite 260
San Jose, CA 95131
Tel: (408) 432-8281
Fax: (408) 943-9790

Eastern Regional Office
Toko America, Inc.
107 Mill Plain Road
Danbury, CT 06811
Tel: (203) 748-6871
Fax: (203) 797-1223

Semiconductor Technical Support
Toko Design Center
4755 Forge Road
Colorado Springs, CO 80907
Tel: (719) 528-2200
Fax: (719) 528-2375

Visit our Internet site at <http://www.tokoam.com>

The information furnished by TOKO, Inc. is believed to be accurate and reliable. However, TOKO reserves the right to make changes or improvements in the design, specification or manufacture of its products without further notice. TOKO does not assume any liability arising from the application or use of any product or circuit described herein, nor for any infringements of patents or other rights of third parties which may result from the use of its products. No license is granted by implication or otherwise under any patent or patent rights of TOKO, Inc.