

KV1610

8V Series VCD for AM Tuning 8V系AM用VCD

Feature

- | | |
|---|---|
| <ul style="list-style-type: none"> ■ Included Twin Element ■ Excellent Matching Between Elements ■ Excellent Linearity of the C-V Curve ■ Extra Large Capacitance Ratio: A=18.5 to ■ Reverse Voltage $V_R=26V$ ■ Forward Current $I_F=50mA$ ■ Operating Temp. Range $T_{OP}=-55$ to $+85^{\circ}C$ | <ul style="list-style-type: none"> ■ ツインタイプ素子1組内蔵 ■ 優れた素子間マッチング ■ C-V特性の優れた直線性 ■ 極めて大きな容量変化比: A=18.5~ ■ 逆方向電圧$V_R=26V$ ■ 順方向電流$I_F=50mA$ ■ 動作温度範囲$T_{OP}=-55\sim+85^{\circ}C$ |
|---|---|

Electrical Characteristics

Part Name	$V_{R,MAX}$ (V)	Capacitance(pF)				Capacitance Ratio				Q_{MIN}	C tolerance ΔC_{MAX}
		Min.	Typ.	Max.	$V_R(V)$	Min.	Typ.	Max.	$V_R(V)$		
KV1610	26	446.0 19.0		510.0 27.0	1 8	18.5			1/8	200 @1V 1MHz	1.0%($V_R=1V$) 2.0%($V_R=4,8V$)


* Diode Capacitance measured with Agilent 4279A or equivalent instruments (at OSC level $20\pm 5mVrms$)
 容量測定器は、Agilent 4279A又は相当品。OSCレベル $20\pm 5mVrms$ 。
 * The value of capacitance is the average of 2 back to back type diodes.
 容量値はBack to Back Typeの2つのダイオードの平均値です。

Classification

C	Rank1	Rank2
$C_{1,MIN}(pF)$	446.0	475.0
$C_{1,MAX}(pF)$	481.0	510.0

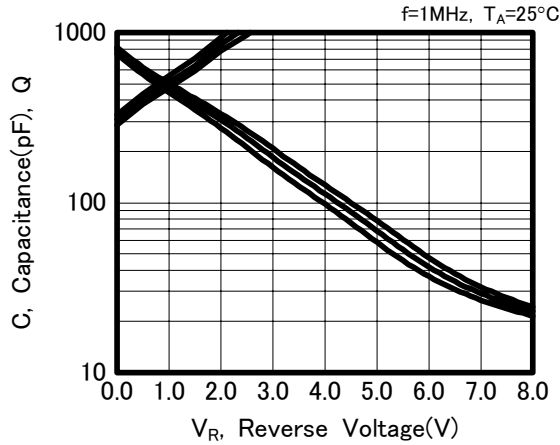
Ordering Guide, Pin Layout, Marking

Part Name	Ordering Name	Pin Layout	Marking	Description	Order Size
KV1610	KV1610STL-G			KV1610: Part Name S: SOT23-3 Package TL: Tape&Reel, Left -G: PB-Free	3,000 pcs. /Reel

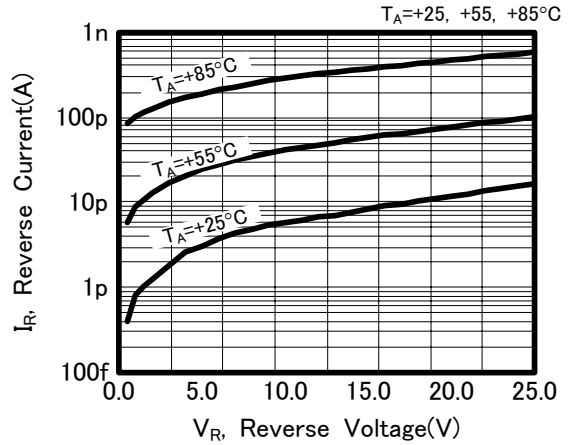


Typical Characteristics

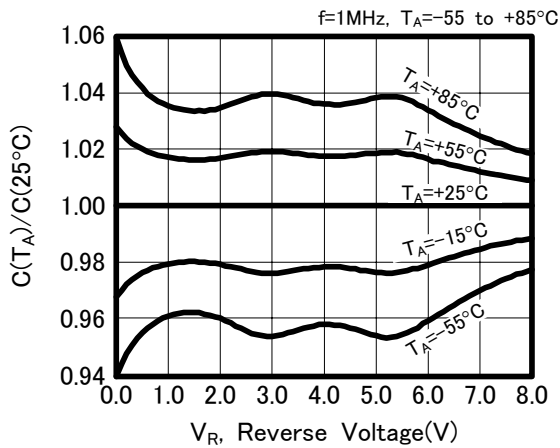
■ Capacitance, Q vs. Reverse Voltage
逆方向電圧対容量、Q



■ Reverse Current vs. Reverse Voltage
逆方向電圧対逆電流



■ C(T_A)/C(25°C) vs. Reverse Voltage
逆方向電圧対C(T_A)/C(25°C)



■ Capacitance Temp. Coefficient vs. Reverse Voltage
逆方向電圧対温度係数

