



LIGITEK

LIGITEK ELECTRONICS CO.,LTD.
Property of Ligitek Only

LED BACK LIGHT (4 Inch)

L-00501VY-S

DATA SHEET

DOC. NO : QW0905-L-00501VY-S

REV. : A

DATE : 08 - Aug- 2006



Features

Dimensions:97.44x60x3.6(mm)
View Area:97.44x40(mm)
Edge Backlight

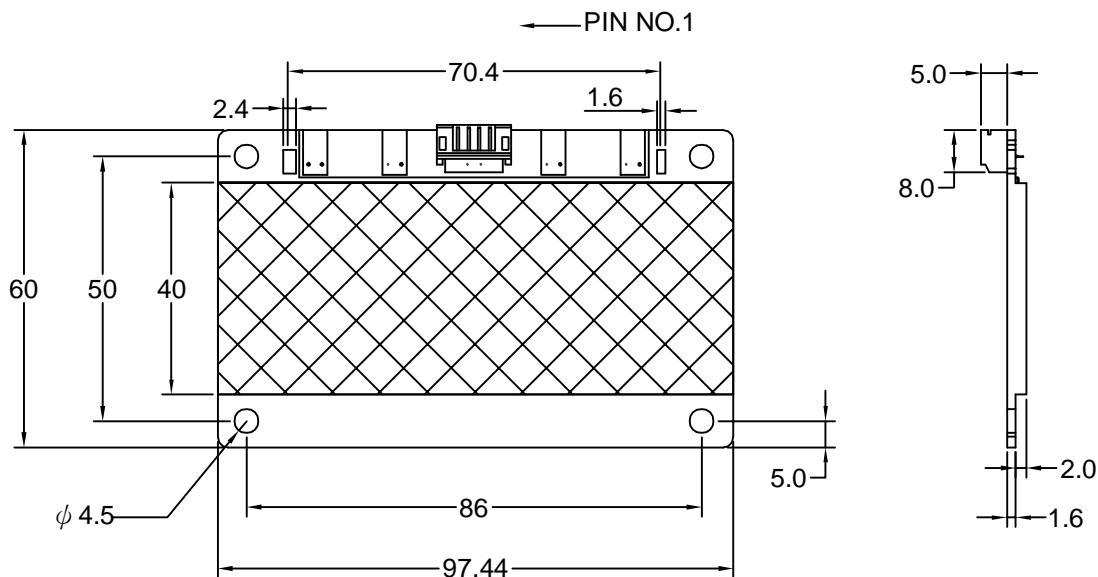
Chip Emitting Color

Yellow

Applications

Mobile Phone
PDA
LCD Backlight
Instrumental Panel

Package Dimensions

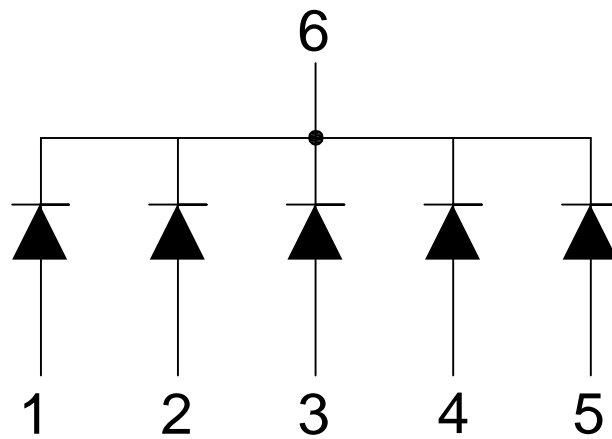


www.DataSheet4U.com

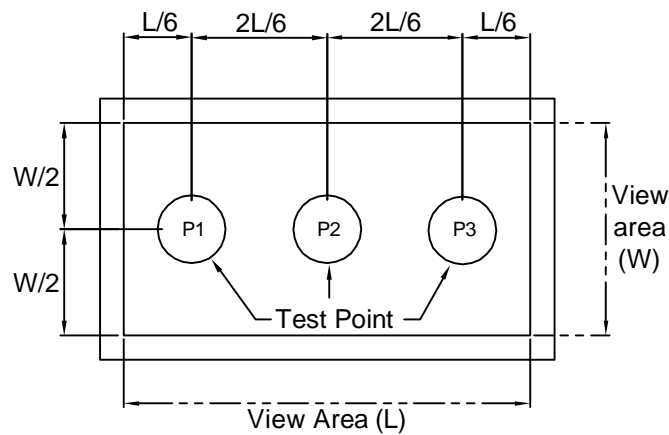
Note : 1.All dimension are in millimeters and (Inch) tolerance is $\pm 0.25(0.01")$ unless otherwise noted.
2.Specifications are subject to change without notice.



Internal Circuit Diagram



Measurement Method



www.DataSheet4U.com

- 1.Measurement Equipment : " Topcon"BM-7
- 2.The distance of measurement between test equipment and the objection : 50cm
3. $\Delta EH\% = [1 - \frac{P(MAX)-P(MIN)}{P(MAX)}] \times 100\%$

**Absolute Maximum Ratings at Ta=25 °C**

Parameter	Symbol	Ratings	UNIT
Forward Current	I _F	60	mA
Power Dissipation	P _D	0.16	W
Reverse Voltage	V _R	5	V
Operating Temperature	T _{opr}	-20 ~ +70	°C
Storage Temperature	T _{stg}	-30 ~ +80	°C

Electrical/Optical Characteristics(Ta=25°C)

Emitting Color : Yellow

Parameter	Symbol	Min.	Typ.	Max.	Unit	Test Conditon
Luminance (Brightness)	I _V	6.0	10	-	cd/m ²	IF=50mA
Forward Voltage	V _F	1.7	-	2.6	v	IF=50mA
Dominant Wavelength	λ _D	-	590	-	nm	IF=50mA
Spectral Line Half Width	Δλ	-	20	-	nm	IF=50mA
Reverse current	I _R	-	-	10	μA	VR=5V
Luminous Uniformity	ΔEH	70	-	-	%	IF=50mA

Note : 1.The forward voltage data did not including ±0.1V testing tolerance.

2. The luminance (brightness) data did not including ±15% testing tolerance.



Typical Electro-Optical Characteristics Curve

VY CHIP

Fig.1 Forward current vs. Forward Voltage

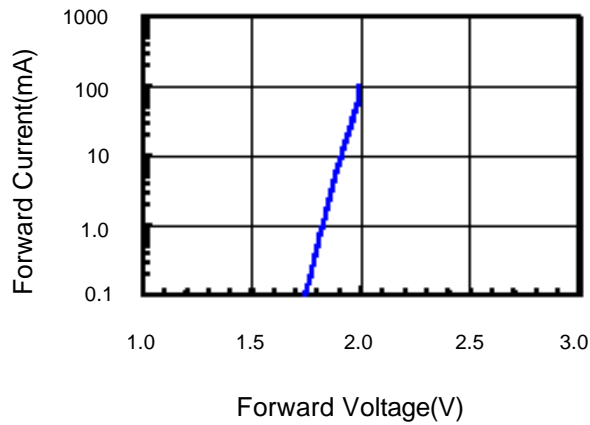


Fig.2 Relative Intensity vs. Forward Current

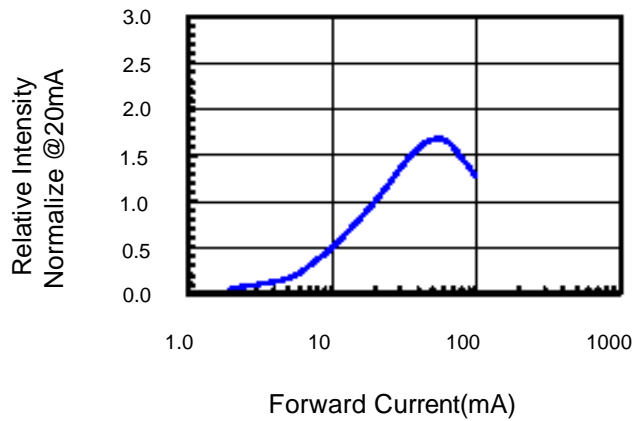


Fig.3 Relative Intensity vs. Wavelength

