


Features

- Total power dissipation: max, 1.5W
- Low leakage current
- Moisture sensitivity: level 1, per J-STD-020
- Solder dip 260 °C, 10 s
- Low profile, typical thickness 1.0mm
- For use in stabilizing and clipping circuits with high power rating



RoHS
COMPLIANT



eSGB (SMAF)

Maximum Ratings and Thermal Characteristics

(TA = 25 °C unless otherwise noted)

Parameter	Symbol	Value	Unit
Zener current		See Next Table	
Power dissipation at Tamb=50°C	Ptot	1.5	W
Maximum instantaneous forward voltage at 200mA	V _F	1.2	V
Thermal resistance junction to ambient air	Rthja	85	°C/W
Operating junction and storage temperature range	TJ, TSTG	-65 to +175	°C

Note1: Thermal resistance from junction to mount, mounted on PCB with 8.0×8.0mm copper pads

Electrical Characteristics (TA = 25 °C unless otherwise noted)

Part Number	Zener voltage		Test current	Dynamic impedance	Knee current	Knee impedance	Reverse current	Reverse voltage	Max. DC current
	VZ /V		IZT	ZZT	IZK	ZZK	IR(Max)	VR	IZM
	Vz(MIN)	Vz(MAX)	m A	Ω	m A	Ω	μA _{dc}	V	m A
L1N5923	7.79	8.61	45.7	3.5	0.5	400	5	6.5	182
L1N5924	8.65	9.56	41.2	4	0.5	500	5	7	164
L1N5925	9.5	10.5	37.5	4.5	0.25	500	5	8	150
L1N5926	10.45	11.55	34.1	5.5	0.25	550	1	8.4	136
L1N5927	11.4	12.6	31.2	6.5	0.25	550	1	9.1	125
L1N5928	12.35	13.65	28.8	7	0.25	550	1	9.9	115
L1N5929	14.25	15.75	25	9	0.25	600	1	11.4	100
L1N5930	15.2	16.8	23.4	10	0.25	600	1	12.2	93



L1N5923 thru L1N5956

Surface Mount Zener Diodes

Vz Range:8.2 to 200V Power Dissipation:1.5W

Electrical Characteristics (TA = 25 °C unless otherwise noted)									
Part Number	Zener voltage		Test current	Dynamic impedance	Knee current	Knee impedance	Reverse current	Reverse voltage	Max.DC current
	VZ /V		IZT	ZZT	IZK	ZZK	IR(Max)	VR	IZM
	Vz(MIN)	Vz(MAX)	m A	Ω	m A	Ω	μA _{dc}	V	m A
L1N5931	17.1	18.9	20.8	12	0.25	650	1	13.7	83
L1N5932	19	21	18.7	14	0.25	650	1	15.2	75
L1N5933	20.9	23.1	17	17.5	0.25	650	1	16.7	68
L1N5934	22.8	25.2	15.6	19	0.25	700	1	18.2	62
L1N5935	25.65	28.35	13.9	23	0.25	700	1	20.6	55
L1N5936	28.5	31.5	12.5	28	0.25	750	1	22.8	50
L1N5937	31.35	34.65	11.4	33	0.25	800	1	25.1	45
L1N5938	34.2	37.8	10.4	38	0.25	850	1	27.4	41
L1N5939	37.05	40.95	9.6	45	0.25	900	1	29.7	38
L1N5940	40.85	45.15	8.7	53	0.25	950	1	32.7	34
L1N5941	44.65	49.35	8	67	0.25	1000	1	35.8	31
L1N5942	48.45	53.55	7.3	70	0.25	1100	1	38.8	29
L1N5943	53.2	58.8	6.7	86	0.25	1300	1	42.6	26
L1N5944	58.9	65.1	6	100	0.25	1500	1	47.1	24
L1N5945	64.6	71.4	5.5	120	0.25	1700	1	51.7	22
L1N5946	71.25	78.8	5	140	0.25	2000	1	56	20
L1N5947	77.9	86.1	4.6	160	0.25	2500	1	62.2	18
L1N5948	86.45	95.6	4.1	200	0.25	3000	1	69.2	16
L1N5949	95	105	3.7	250	0.25	3100	1	76	15
L1N5950	104.5	115.5	3.4	300	0.25	4000	1	83.6	13
L1N5951	114	126	3.1	380	0.25	4500	1	91.2	12
L1N5952	123.5	136.5	2.9	450	0.25	5000	1	98.8	11
L1N5953	142.5	157.5	2.5	600	0.25	6000	1	114	10
L1N5954	152	168	2.3	700	0.25	6500	1	121.6	9
L1N5955	171	189	2.1	900	0.25	7000	1	136.8	8
L1N5956	190	210	1.9	1200	0.25	8000	1	152	7

Ratings and Characteristics Curves

(TA = 25°C unless otherwise noted)

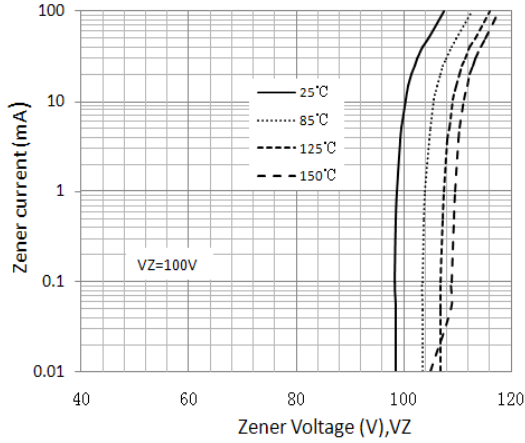


Figure 1. Typical Zener Voltage

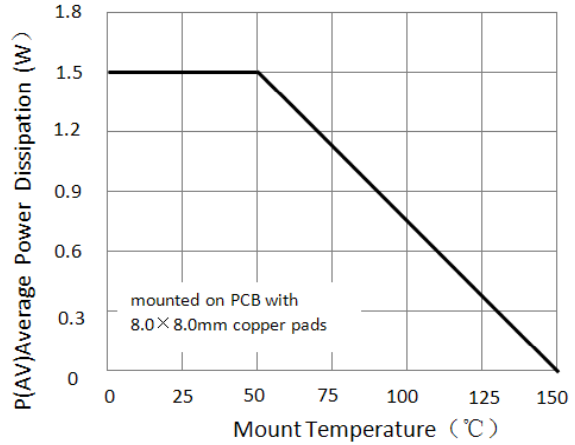


Figure 2. Steady State POWER Derating

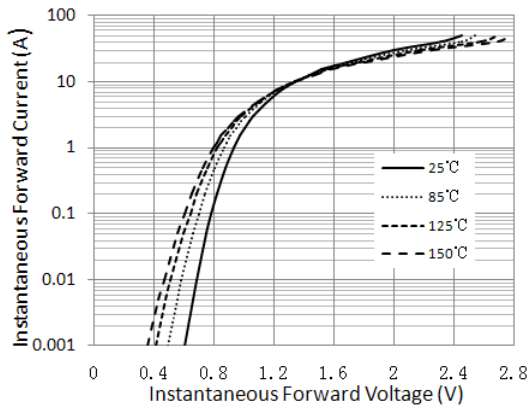


Figure 3. Typical Instantaneous Forward Characteristics

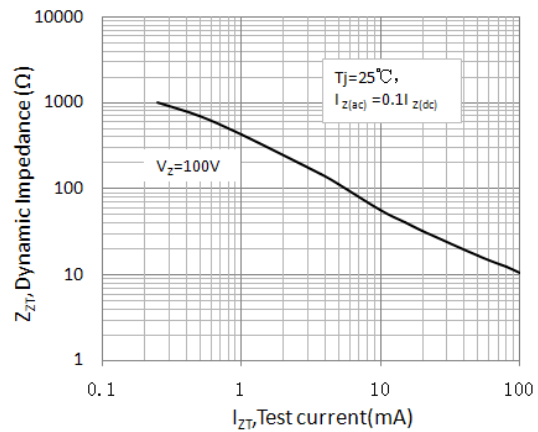


Figure 4. Typical Zener Impedance

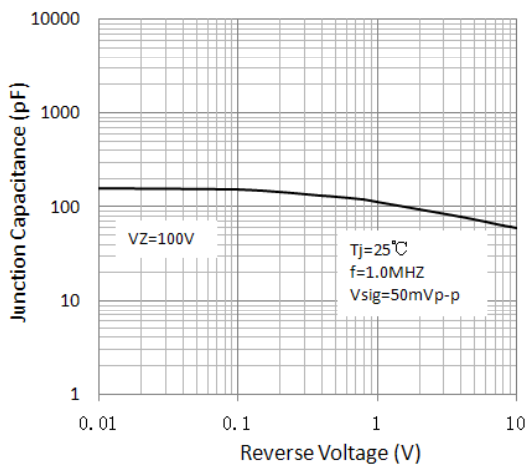


Figure 5. Typical Junction Capacitance



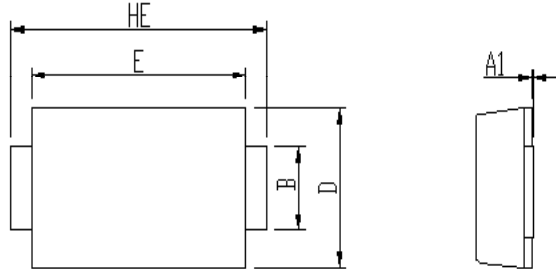
L1N5923 thru L1N5956

Surface Mount Zener Diodes

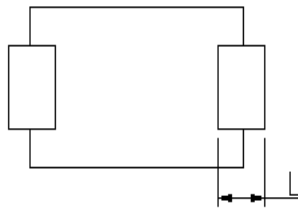

Vz Range:8.2 to 200V Power Dissipation:1.5W

Package Outline Dimensions

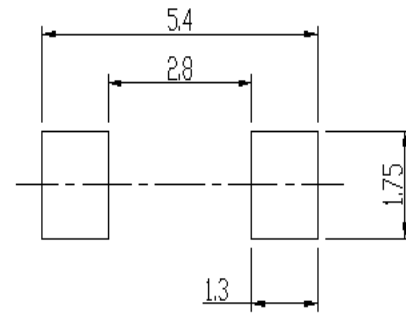
in inches (millimeters)



DIM	Unit: mm		Unit: inch	
	MIN	MAX	MIN	MAX
A	0.9	1.08	0.035	0.043
A1	0	0.1	0.000	0.004
B	1.25	1.45	0.049	0.057
C	0.1	0.25	0.004	0.010
D	2.6	2.8	0.102	0.110
E	4.1	4.3	0.161	0.169
L	0.7	1.1	0.028	0.043
HE	4.8	5.2	0.189	0.205



Soldering footprint

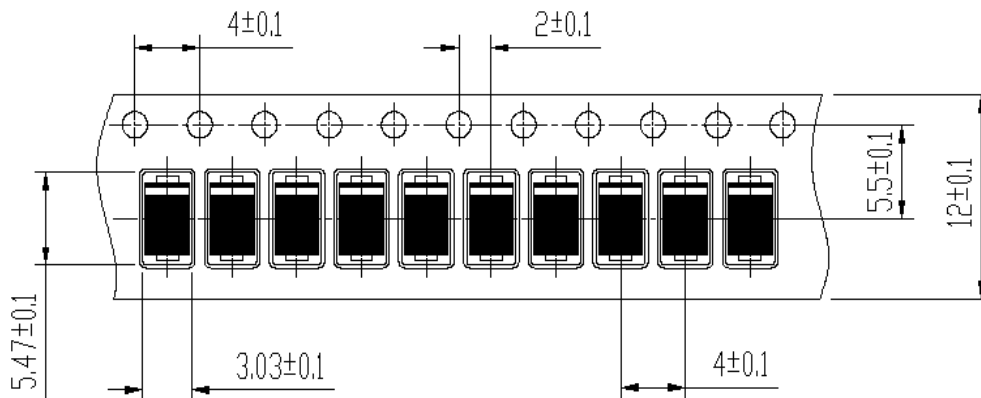


Packing Information

Packing quantities:

10,000 pcs/Reel, 12mm Tape, 13" Reel

Tape & Reel Specification





L1N5923 thru L1N5956

Surface Mount Zener Diodes

Vz Range:8.2 to 200V Power Dissipation:1.5W

Disclaimers

These materials are intended as a reference to assist our customers in the selection of the Suzhou Good-Ark product best suited to the customer's application; they do not convey any license under any intellectual property rights, or any other rights, belonging to Suzhou Good-Ark Electronics Co., Ltd. or a third party.

Suzhou Good-Ark Electronics Co., Ltd. assumes no responsibility for any damage, or infringement of any third-party's rights, originating in the use of any product data, diagrams, charts, programs, algorithms, or circuit application examples contained in these materials.

All information contained in these materials, including product data, diagrams, charts, programs and algorithms represents information on products at the time of publication of these materials, and are subject to change by Suzhou Good-Ark Electronics Co., Ltd. without notice due to product improvements or other reasons. It is therefore recommended that customers contact Suzhou Good-Ark Electronics Co., Ltd. or an authorized Suzhou Good-Ark Electronics Co., Ltd. for the latest product information before purchasing a product listed herein. The information described here may contain technical inaccuracies or typographical errors. Suzhou Good-Ark Electronics Co., Ltd. assumes no responsibility for any damage, liability, or other loss rising from these inaccuracies or errors. Please also pay attention to information published by Suzhou Good-Ark Electronics Co., Ltd. by various means, including our website home page. (<http://www.goodark.com>)

When using any or all of the information contained in these materials, including product data, diagrams, charts, programs, and algorithms, Please be sure to evaluate all information as a total system before making a final decision on the applicability of the information and products. Suzhou Good-Ark Electronics Co., Ltd. assumes no responsibility for any damage, liability or other loss resulting from the information contained herein.

The prior written approval of Suzhou Good-Ark Electronics Co., Ltd. is necessary to reprint or reproduce in whole or in part these materials.

Please contact Suzhou Good-Ark Electronics Co., Ltd. or an authorized distributor for further details on these materials or the products contained herein.