

Band Switching Diode

- **Applications**
High frequency switching
- **Features**
 - 1) Small surface mounting type.
 - 2) High reliability.
 - 3) We declare that the material of product compliance with RoHS requirements.
- **Construction**
Silicon epitaxial planar

L1SS356T1G


Driver Marking

L1SS356T1G =B

Absolute maximum ratings ($T_A=25^{\circ}\text{C}$)

Parameter	Symbol	Limits	Unit
DC reverse voltage	V_R	35	V
DC forward current	I_F	100	mA
Junction temperature	T_j	125	$^{\circ}\text{C}$
Storage temperature	T_{stg}	-55~+125	$^{\circ}\text{C}$

Electrical characteristics ($T_A=25^{\circ}\text{C}$)

Parameter	Symbol	Min.	Typ.	Max.	Unit	Conditions
Forward voltage	V_F	–	–	1.0	V	$I_F=10\text{mA}$
Reverse current	I_R	–	–	10	nA	$V_R=25\text{V}$
Capacitance between terminals	C_T	–	–	1.2	pF	$V_R=6\text{V}$, $f=1\text{MHz}$
Forward operating resistance	r_F	–	–	0.9	Ω	$I_F=2\text{mA}$, $f=100\text{MHz}$

Ordering Information

Device	Marking	Shipping
L1SS356T1G	B	3000/Tape&Reel
L1SS356T3G	B	10000/Tape&Reel

Electrical characteristic curves

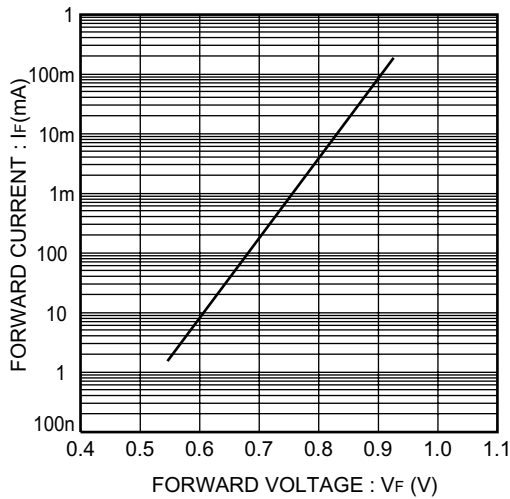
 ($T_A=25^\circ\text{C}$)


Fig. 1 Forward characteristics

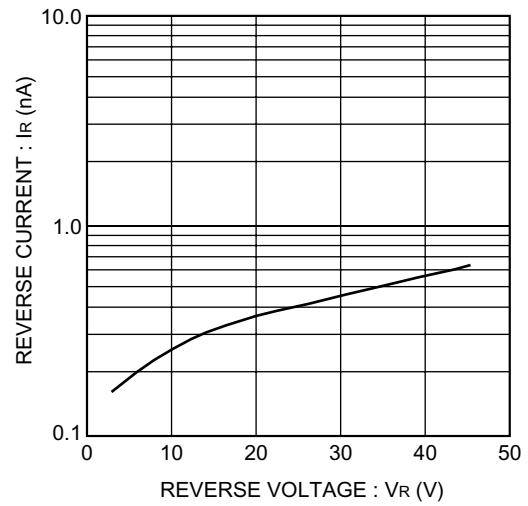


Fig. 2 Reverse characteristics

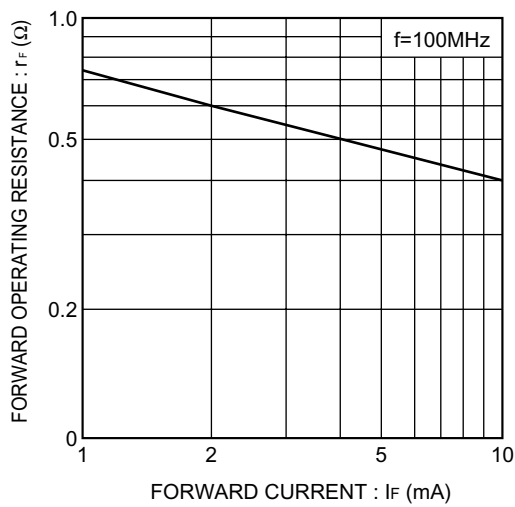


Fig. 4 Forward operating resistance characteristics

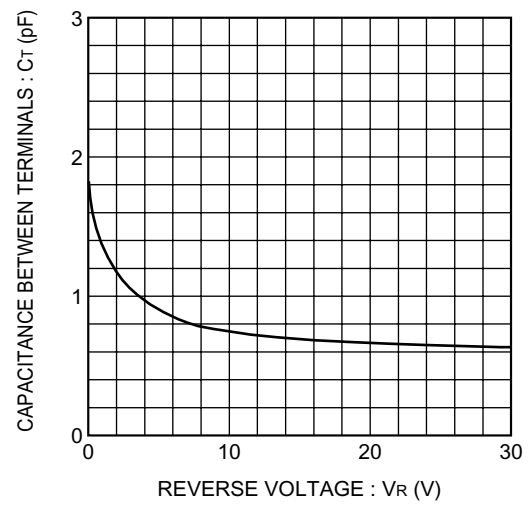


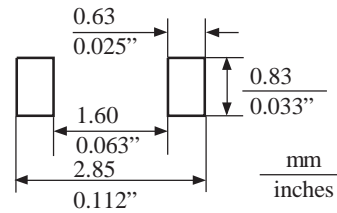
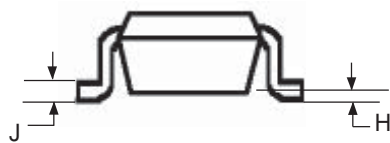
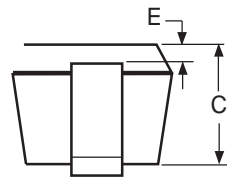
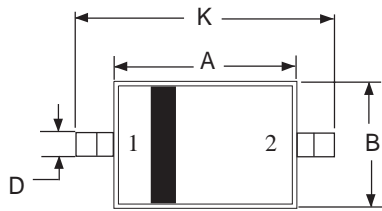
Fig. 3 Capacitance between terminals characteristics

L1SS356T1G

**PACKAGE DIMENSIONS
SOD-323
PLASTIC PACKAGE
CASE 477-02
ISSUE B**



SOD-323



NOTES:

1. CONTROLLING DIMENSION: MILLIMETERS
2. LEAD THICKNESS SPECIFIED PER L/F DRAWING WITH SOLDER PLATING.

DIN	MILLIMETERS		INCHES	
	MIN	MAX	MIN	MAX
A	1.60	1.80	0.063	0.071
B	1.15	1.35	0.045	0.053
C	0.80	1.00	0.031	0.039
D	0.25	0.40	0.010	0.016
E	0.15 REF		0.006 REF	
H	0.00	0.10	0.0000	0.004
J	0.089	0.177	0.0035	0.0070
K	2.30	2.7	0.091	0.106

STYLE 1:
PIN 1: CATHODE
2: ANODE