


# PNPSURFACEMOUNTTRANSISTOR

- We declare that the material of product compliance with RoHS requirements.

L2SB772Q  
L2SB772P

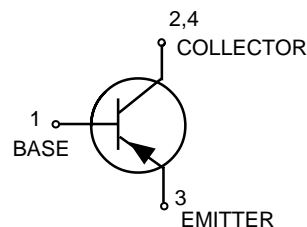


## DEVICE MARKING AND ORDERING INFORMATION

Device	Marking	Shipping
L2SB772Q	72Q	2500/Tape&Reel
L2SB772P	72P	2500/Tape&Reel

## MAXIMUM RATINGS(Ta=25°C)

Parameter	Symbol	Limits	Unit
Collector-base voltage	V <sub>CB0</sub>	-40	V
Collector-emitter voltage	V <sub>CEO</sub>	-30	V
Emitter-base voltage	V <sub>EBO</sub>	-6	V
Peak Pulse Current	I <sub>CM</sub>	-3	A
Collector power dissipation	P <sub>c</sub>	0.5	W
Junction temperature	T <sub>j</sub>	150	°C
Storage temperature	T <sub>stg</sub>	-55 to 150	°C



## ELECTRICAL CHARACTERISTICS(Ta=25°C)

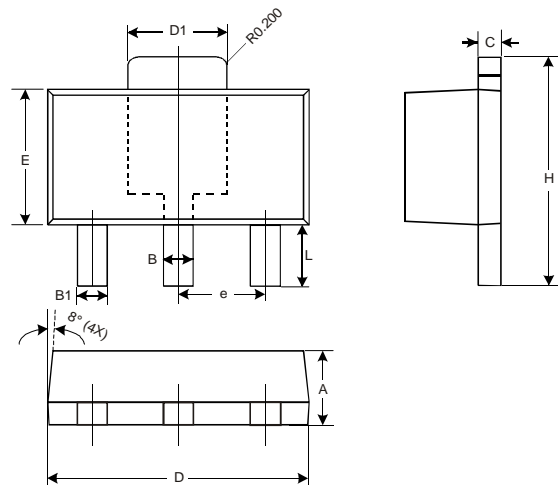
Parameter	Symbol	Min.	Typ.	Max.	Unit	Conditions
Collector-base breakdown voltage	BV <sub>CB0</sub>	-40	-	-	V	I <sub>c</sub> = -100μA
Collector-emitter breakdown voltage	BV <sub>CEO</sub>	-30	-	-	V	I <sub>c</sub> = -10mA
Emitter-base breakdown voltage	BV <sub>EBO</sub>	-6	-	-	V	I <sub>E</sub> = -100μA
Collector cutoff current	I <sub>CB0</sub>	-	-	-1	μA	V <sub>CB</sub> = -40V
Collector cutoff current	I <sub>CEO</sub>	-	-	-10	μA	V <sub>CB</sub> = -30V
Emitter cutoff current	I <sub>EBO</sub>	-	-	-1	μA	V <sub>EB</sub> = -6V
Collector-emitter saturation voltage	V <sub>CE(sat)</sub>	-	-	-0.5	V	I <sub>c</sub> /I <sub>B</sub> = -2A/-0.2A
Base-emitter saturation voltage	V <sub>BE(sat)</sub>	-	-	-1.5	V	I <sub>c</sub> /I <sub>B</sub> = -2A/-0.2A
DC current transfer ratio	h <sub>FE(1)</sub>	100	-	320	-	V <sub>CE</sub> = -2V, I <sub>c</sub> = -1A
DC current transfer ratio	h <sub>FE</sub>	32	-	-	-	V <sub>CE</sub> = -2V, I <sub>c</sub> = -100mA
Transition frequency	f <sub>T</sub>	50	-	-	MHz	V <sub>CE</sub> = -5V, I <sub>E</sub> =0.1A, f=10MHz

h<sub>FE(1)</sub> values are classified as follows :

Item(*)	Q	P
h <sub>FE</sub>	100~200	160~320

L2SB772Q  
L2SB772P

SOT-89



Unit: mm

SOT89-3L			
Dim	Min	Max	Typ
A	1.40	1.60	1.50
B	0.45	0.55	0.50
B1	0.37	0.47	0.42
C	0.35	0.43	0.38
D	4.40	4.60	4.50
D1	1.50	1.70	1.60
E	2.40	2.60	2.50
e	—	—	1.50
H	3.95	4.25	4.10
L	0.90	1.20	1.05
All Dimensions in mm			

