


L3512 Series Low-watt class



FEATURES

1 chip PLCC SMD LED
size : 3.5 x 2.8 x 1.9 mm
wide viewing angle
high reliability

APPLICATION

general & decorative lighting
indicator for electrical parts
camera flash
hand carrier flash

Package

Series	Size(L·W·H)mm	Mounting	Pbfree
L3512	3.5x 2.8x 1.9	Reflow	O

Electro-optical Characteristics

(Ta 25 °C)

Part No.	Color	Current [mA]	Intensity[mcd]		Voltage [V] Typ.
			Min.	Max.	
IWS-L3512-WW-K1	warm	20	935	2100	3.2
IWS-L3512-NW-K1	natural	20	1200	2700	3.2
IWS-L3512-PW-K1	pure	20	1200	2700	3.2
IWS-L3512-CW-K1	cool	20	935	2100	3.2
IWS-L3512-BW-K1	bluish	20	720	1600	3.2
IWS-L3512-UR-K1	red	20	325	1200	2.1
	*2 Dominant W _D 618-635 nm				
IWS-L3512-UG-K1	green	20	720	1600	3.2
	Dominant W _D 515-535 nm				
IWS-L3512-UB-K1	blue	20	190	720	3.2
	Dominant W _D 450-475 nm				
IWS-L3512-UV-K1	UV	20	38mW/sr	85mW/sr	3.2
	*3 Peak Wavelength W _p 390-430 nm				
IWS-L3512-EI-K1	IR	20	1mW/sr	5mW/sr	1.5
	Peak Wavelength W _p 835-860 nm				

* Please refer to the Chromaticity Diagram on page _ for Color.

* 2 Dominant Wavelength has an accuracy of ±1nm.

* 3 Peak wavelength has an accuracy of ±2nm.

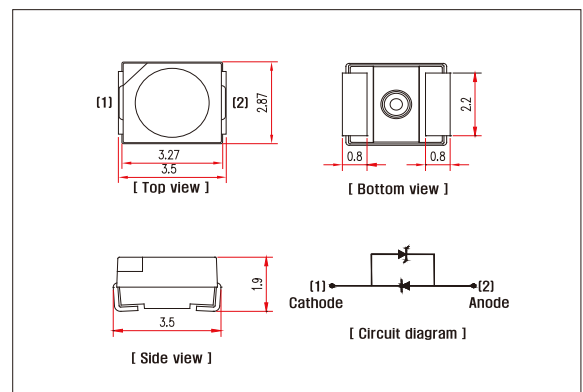
Absolute Maximum Ratings

(Ta 25 °C)

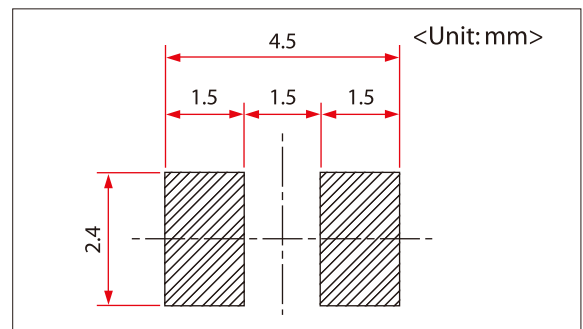
Parameter	Symbol	Value	Unit.
Power Dissipation	P _d	108(Red: 72, IR: 57)	mW
Forward Current	I _F	30	mA
Peak Forward Current *1	I _{FP}	100	mA
Operating Temperature	T _{opr}	-30 ~ +85	°C
Storage Temperature	T _{stg}	-40 ~ +100	°C
Soldering Temperature	T _{sol}	260 (5sec)	°C

* 1 Duty ratio = 1/10, Pulse width = 0.1ms

Outline Drawing and Dimension



Recommendable soldering pattern



Directive Characteristics

(Viewing angle = 120 deg.)

