

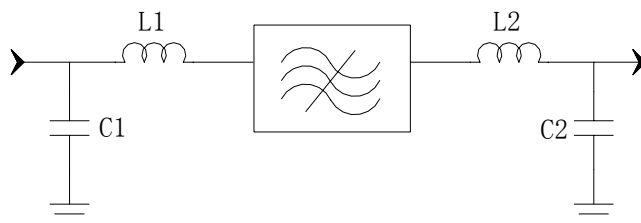
Specifications

Parameter	Unit	Minimum	Typical	Maximum
Center Frequency	MHz	69.92	70	70.08
Insertion Loss	dB	-	11.3	15
1 dB Bandwidth	MHz	0.7	0.8	-
3 dB Bandwidth	MHz	1	1.1	-
40 dB Bandwidth	MHz	-	2.76	3
Passband Variation	dB	-	0.2	1
Absolute Delay	usec	-	1.585	-
Group Delay Variation($f_0 \pm 0.3\text{MHz}$)	nsec	-	50	500
Phase Linearity($f_0 \pm 0.3\text{MHz}$)	deg	-	2.2	11.95
Material Temperature coefficient	KHz/°C	-1.26		
Ambient Temperature	°C	25		
Package Size	SMP-53C (13.3x6.5mm Nominal Footprint)			

Notes:

- All specifications are based on the test circuit shown
- In production, devices will be tested at room temperature to a guardbanded specification to ensure electrical compliance over temperature
- Electrical margin has been built into the design to account for the variations due to temperature drift and manufacturing tolerances
- This is the optimum impedance in order to achieve the performance show

Matching Configuration



$$L1=L2=120\text{nH}$$

$$C1=C2=36\text{pF}$$

Source/Load Impedance=50 ohm

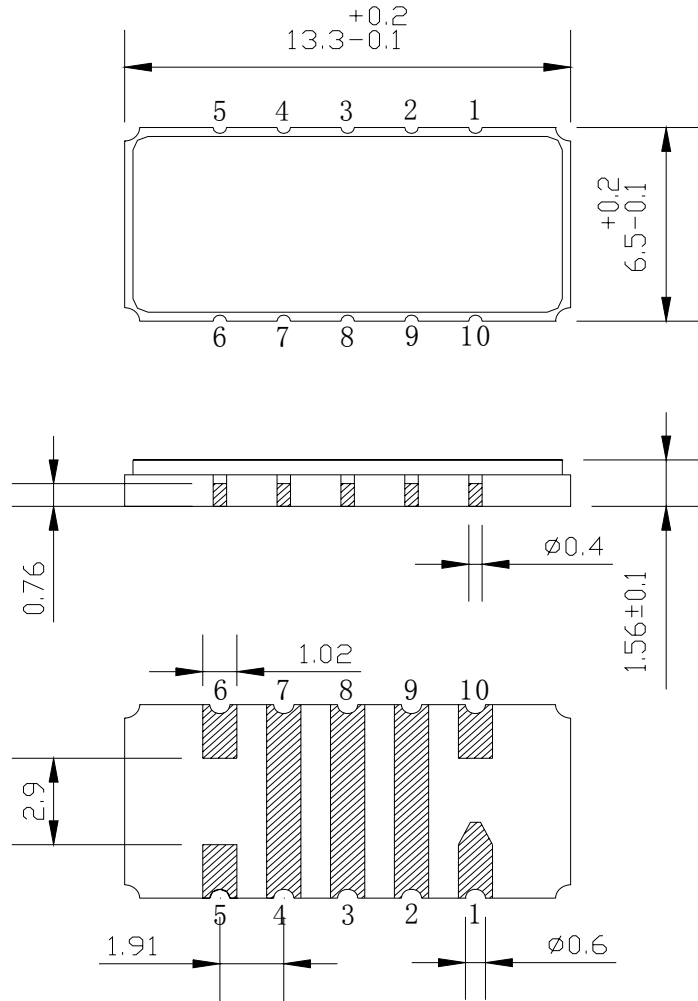
Notes - Component values may change depending on board layout.



SIPAT Co., Ltd.
 (CETC No. 26 Research Institute)
 Nanping Huayuan Road No. 14
 Chongqing, China, 400060

Part Number	LB070DS02	
Rev. Date	2005-9-30	
Rev.	1.0	Page 1/3

Package Dimension



Input:10
Output:5

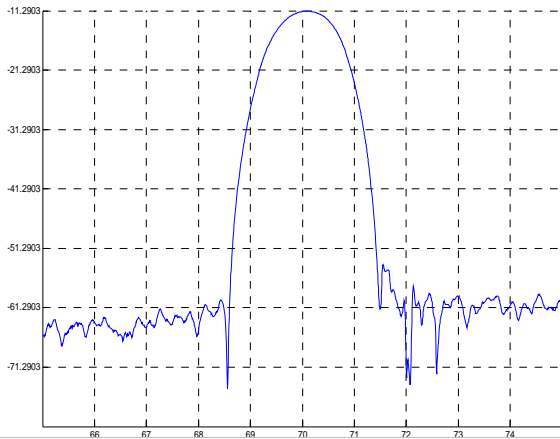


SIPAT Co., Ltd.
(CETC No. 26 Research Institute)
Nanping Huayuan Road No. 14
Chongqing, China, 400060

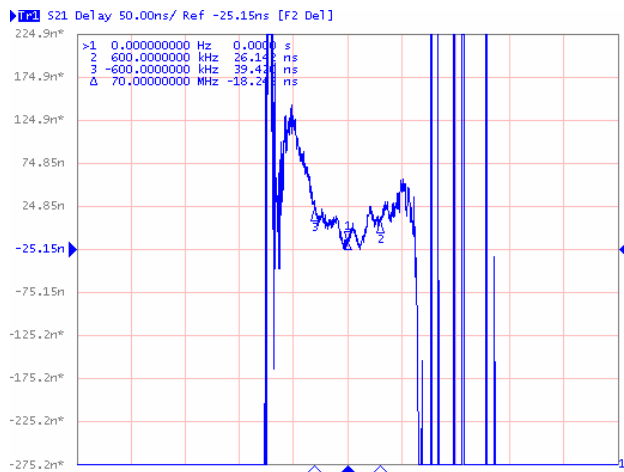
Part Number	LB070DS02	
Rev. Date	2005-9-30	
Rev.	1.0	Page 2/3

Typical Performance

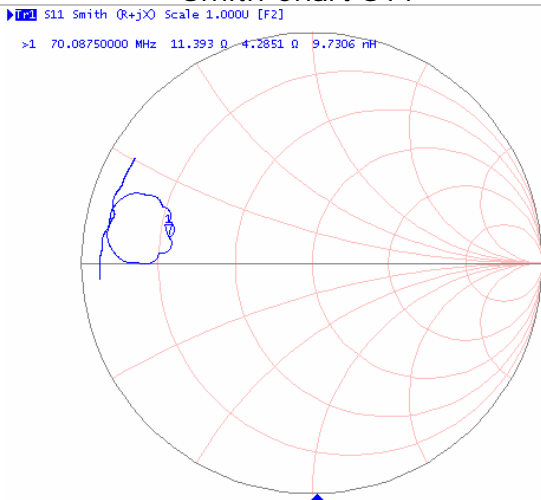
Frequency Response



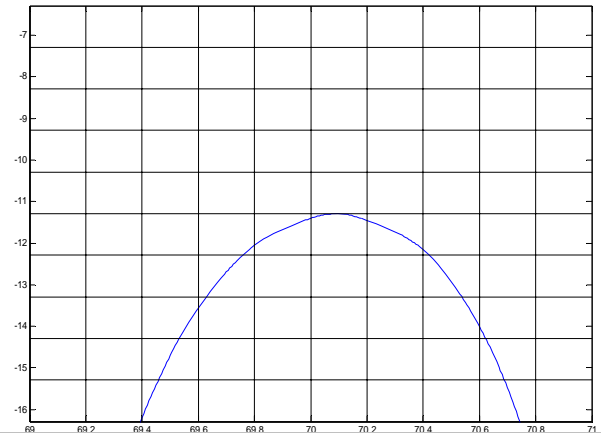
Group Delay Variation($f_0 \pm 0.6$ MHz)



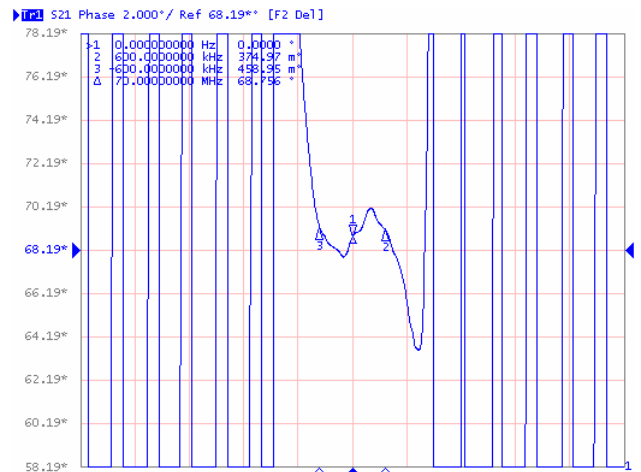
Smith Chart S11



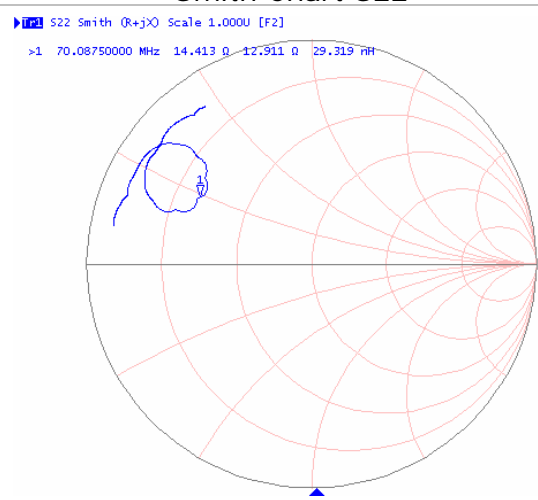
Passband Response



Phase Linearity($f_0 \pm 0.6$ MHz)



Smith Chart S22



SIPAT Co., Ltd.
(CETC No. 26 Research Institute)
Nanping Huayuan Road No. 14
Chongqing, China, 400060

Part Number	LB070DS02	
Rev. Date	2005-9-30	
Rev.	1.0	Page 3/3