

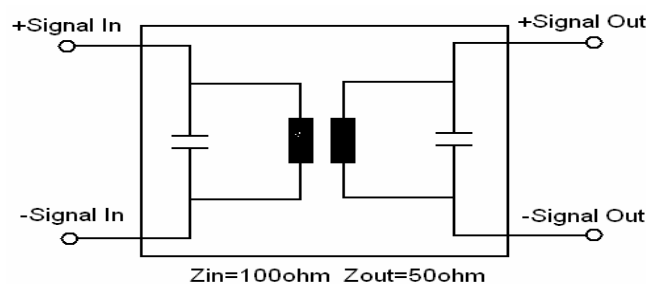
Specifications

Parameter	Unit	Minimum	Typical	Maximum
Center Frequency	MHz	135.22	135.42	135.62
Insertion Loss	dB	-	13.7	14
3 dB Bandwidth	MHz	8	8.6	9
40 dB Bandwidth	MHz	-	15.5	20
Phase Ripple	degree	-	6	-
Absolute Delay	usec	-	0.62	-
Passband Variation	dB	-	1	1.5
Group Delay Variation	nsec	-	64	80
Ultimate Rejection	dB	35	38	-
Substrate Material		YZ LN		
Ambient Temperature	°C	25		
Package Size		SMP (7x5x1.48mm ³)		

Notes:

1. All specifications are based on the test circuit shown
2. In production, devices will be tested at room temperature to a guardbanded specification to ensure electrical compliance over temperature
3. Electrical margin has been built into the design to account for the variations due to temperature drift and manufacturing tolerances
4. This is the optimum impedance in order to achieve the performance shown

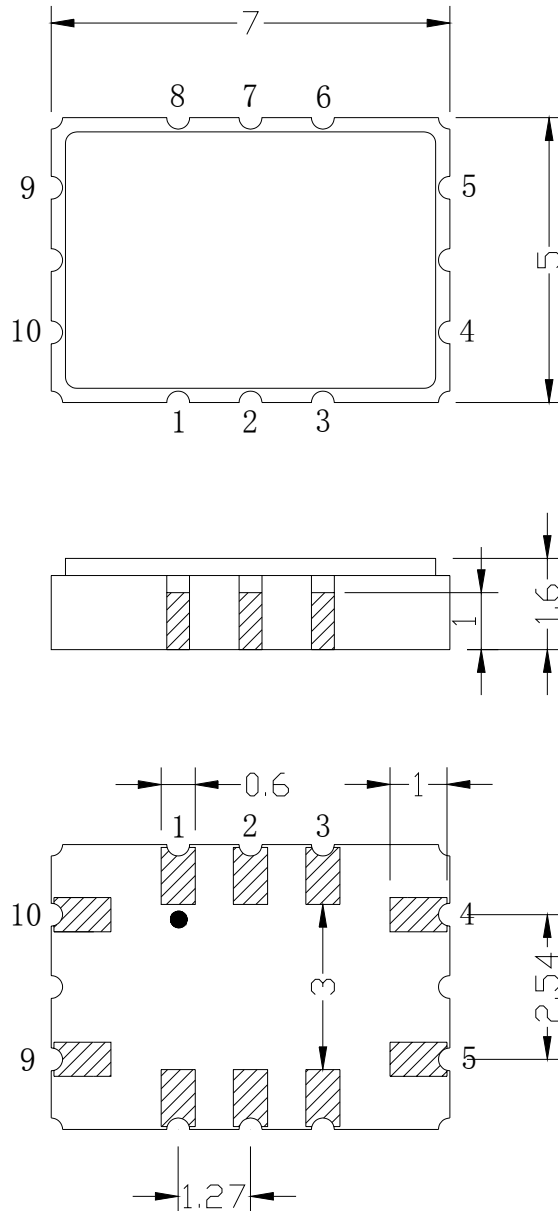
Matching Configuration



SIPAT Co., Ltd.
 (CETC No. 26 Research Institute)
 Nanping Huayuan Road No. 14
 Chongqing, China, 400060

Part Number	SP LB LB135DS01	
Rev. Date	2004-10-12	
Rev.	1.0	Page 1/3

Package Dimension

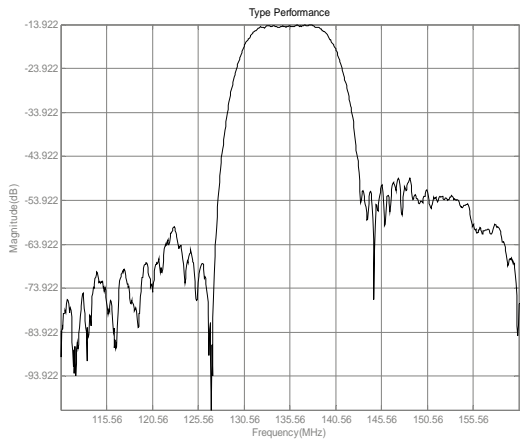


SIPAT Co., Ltd.
(CETC No. 26 Research Institute)
Nanping Huayuan Road No. 14
Chongqing, China, 400060

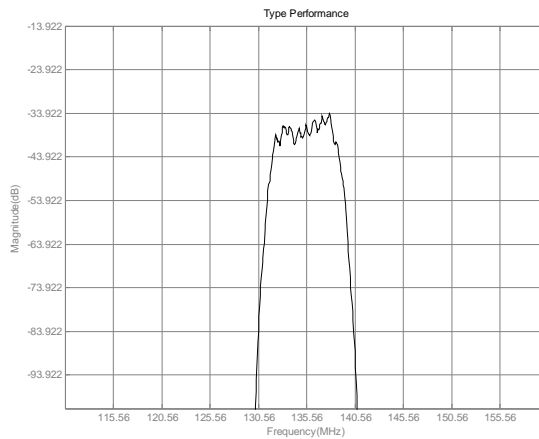
Part Number	SP LB LB135DS01	
Rev. Date	2004-10-12	
Rev.	1.0	Page 2/3

Typical Performance

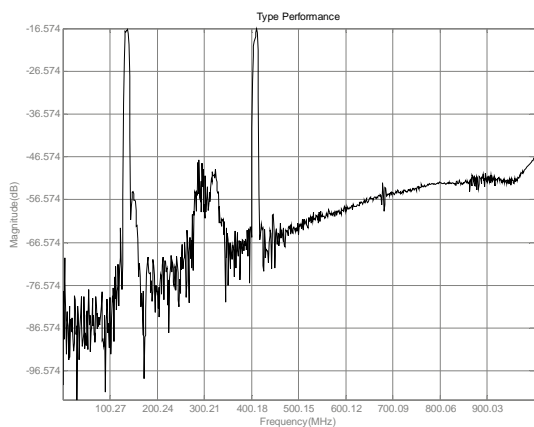
Frequency Respond



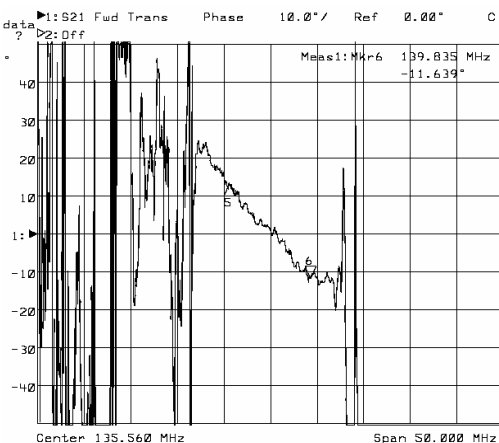
Passband Respond(1dB/div)



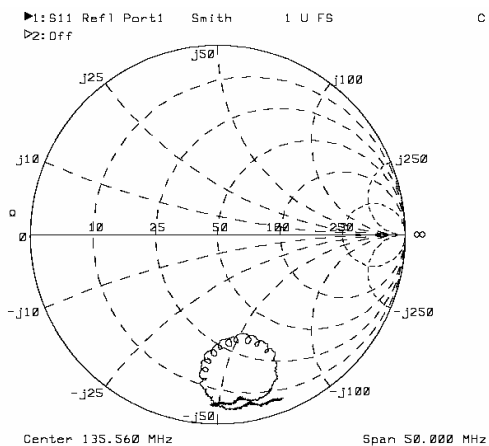
Wideband Respond



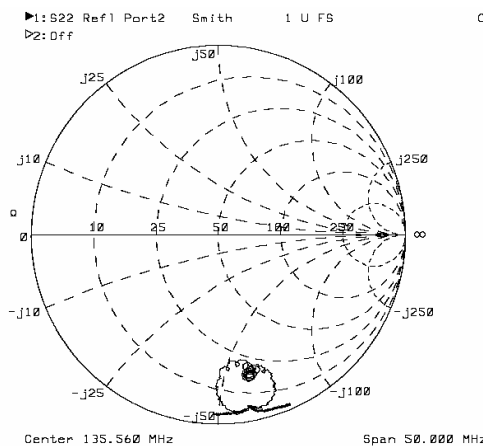
Phase Linearity



Smith Chart S11



Smith Chart S22



SIPAT Co., Ltd.
(CETC No. 26 Research Institute)
Nanping Huayuan Road No. 14
Chongqing, China, 400060

Part Number	SP LB LB135DS01	
Rev. Date	2004-10-12	
Rev.	1.0	Page 3/3