

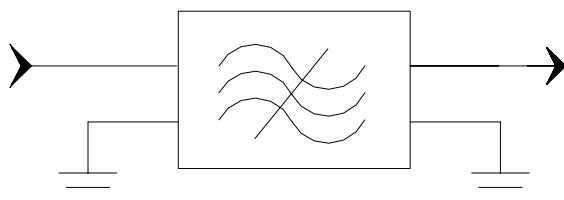
Specifications

Parameter	Unit	Minimum	Typical	Maximum
Center Frequency	MHz	-	70	-
Insertion Loss	dB	-	22	23
3 dB Bandwidth	MHz	7.45	7.5	7.55
$F0 \pm (7.5/2 + 0.4)$ MHz	dB	35	36	-
$F0 \pm (7.5/2 + 0.6)$ MHz	dB	45	46.5	-
$F0 \pm (7.5/2 + 1)$ MHz	dB	50	52	-
$F0 \pm (7.5/2 + 5)$ MHz	dB	55	57	-
Absolute delay	usec	-	3.824	4.5
Passband Variation	dB	-	0.8	1
Ultimate Rejection	dB	55	57	-
Substrate Material		YZ LiNbO ₃		
Ambient Temperature	°C	25		
Package Size		DIP3512 (35.2x12.7x5.2mm ³)		

Notes:


1. All specifications are based on the test circuit shown
2. In production, devices will be tested at room temperature to a guardbanded specification to ensure electrical compliance over temperature
3. Electrical margin has been built into the design to account for the variations due to temperature drift and manufacturing tolerances
4. This is the optimum impedance in order to achieve the performance shown

Matching Configuration

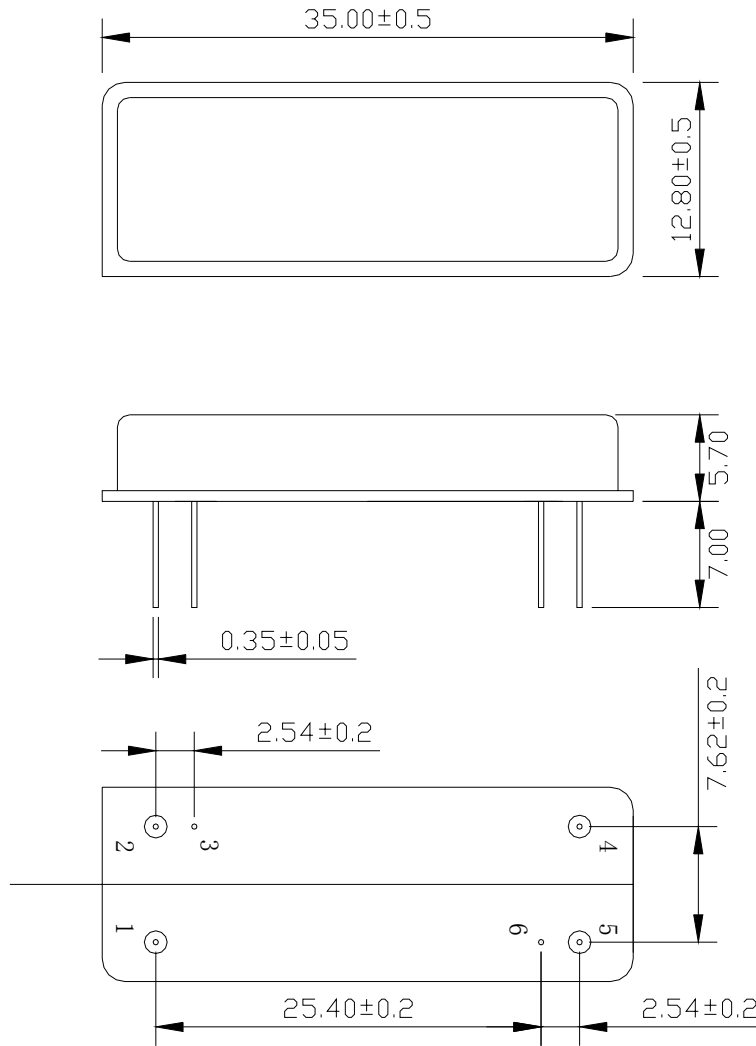


Source/Load Impedance=50 ohm

Notes - Component values may change depending on board layout.

	SIPAT Co., Ltd. (CETC No. 26 Research Institute) Nanping Huayuan Road No. 14 Chongqing, China, 400060	Part Number	LBN07084	
		Rev. Date	2004-11-19	
		Rev.	1.0	Page

Package Dimension

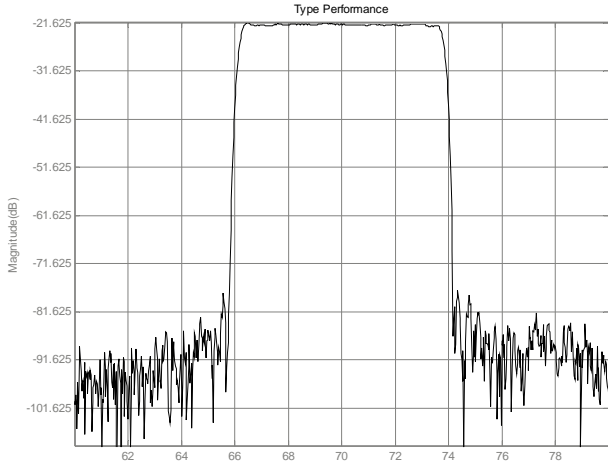


SIPAT Co., Ltd.
(CETC No. 26 Research Institute)
Nanping Huayuan Road No. 14
Chongqing, China, 400060

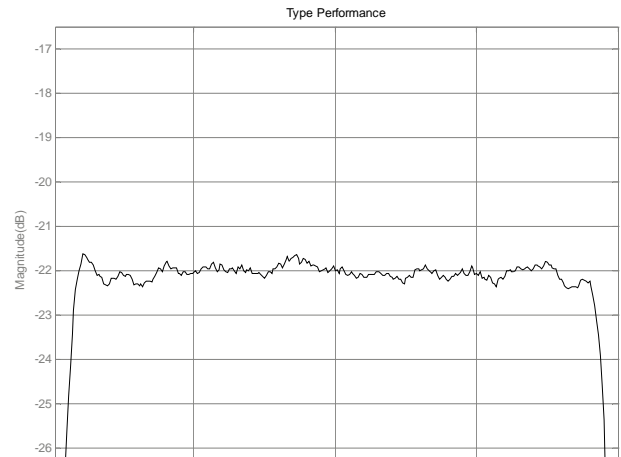
Part Number	LBN07084	
Rev. Date	2004-11-19	
Rev.	1.0	Page 2/3

Typical Performance

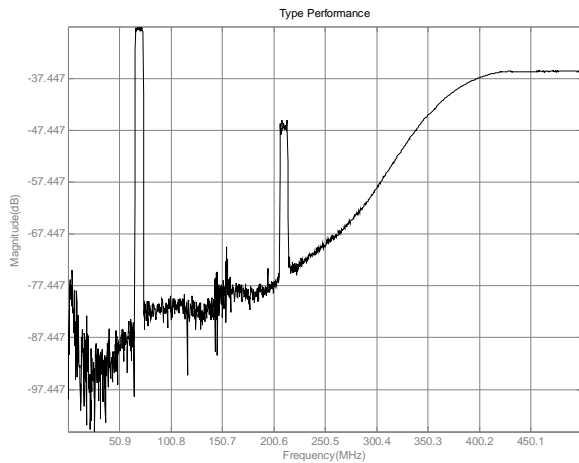
Frequency Respond



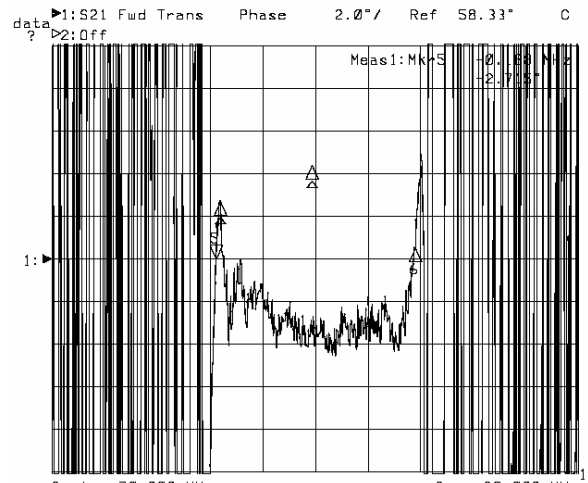
Passband Respond



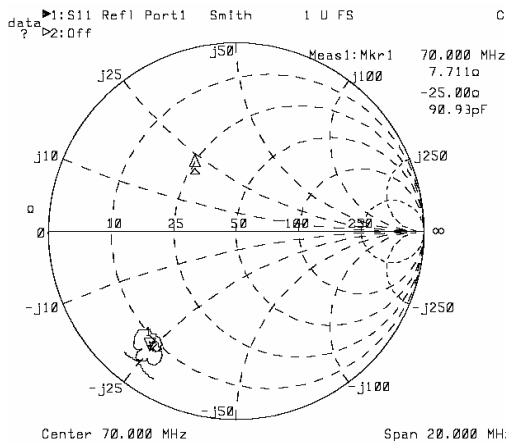
Passband Respond



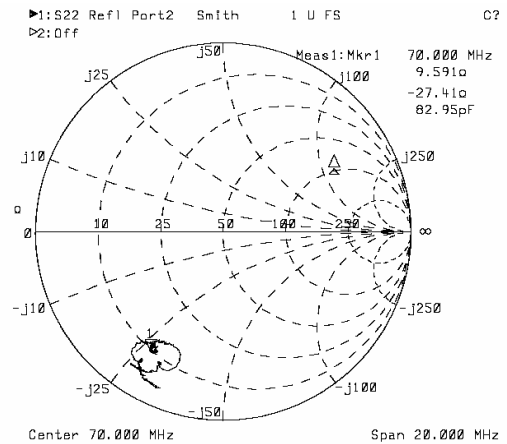
Phase Linearity




Smith Chart S11



Smith Chart S22



	SIPAT Co., Ltd. (CETC No. 26 Research Institute) Nanping Huayuan Road No. 14 Chongqing, China, 400060	Part Number	LBN07084	
		Rev. Date	2004-11-19	
		Rev.	1.0	Page