

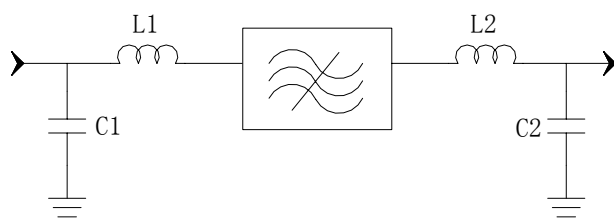
Specifications

Parameter	Unit	Minimum	Typical	Maximum
Center Frequency	MHz	106.7	106.8	106.9
Insertion Loss	dB		31.5	33
3 dB Bandwidth	MHz	8.1	8.16	
30 dB Bandwidth	MHz		8.8	8.9
40 dB Bandwidth	MHz		8.9	9.2
Passband Variation	dB		0.8	1.2
Group Delay Variation ($f_0 \pm 4.05\text{MHz}$)	nsec		80	200
Absolute Delay	usec		3.87	4
Ultimate Rejection	dB	50	55	
Substrate Material		112LiTaO ₃		
Ambient Temperature	°C	25		
Package Size		DIP3512 (35.0x12.8x4.7mm ³)		

Notes:

1. All specifications are based on the test circuit shown
2. In production, devices will be tested at room temperature to a guardbanded specification to ensure electrical compliance over temperature
3. Electrical margin has been built into the design to account for the variations due to temperature drift and manufacturing tolerances
4. This is the optimum impedance in order to achieve the performance show

Matching Configuration




L1=56+15nH L2=68nH

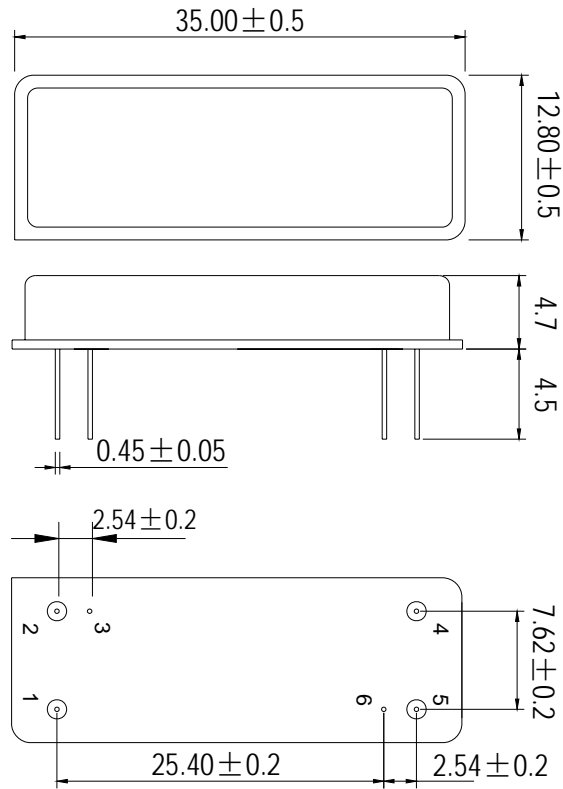
C1=39pF C2=39pF

Source/Load Impedance=50 ohm

Notes - Component values may change depending on board layout.

	SIPAT Co., Ltd. (CETC No. 26 Research Institute) Nanping Huayuan Road No. 14 Chongqing, China, 400060	Part Number	LBT10601	
		Rev. Date	2004-12-30	
		Rev.	1.0	Page

Package Dimension



www.DataSheet4U.com

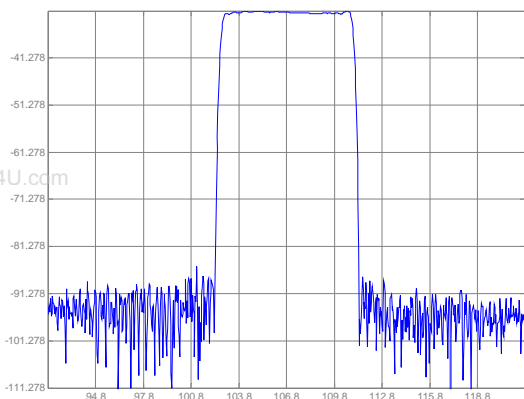


SIPAT Co., Ltd.
 (CETC No. 26 Research Institute)
 Nanping Huayuan Road No. 14
 Chongqing, China, 400060

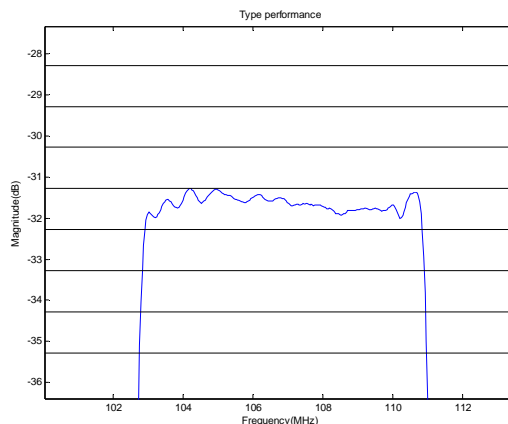
Part Number	LBT10601	
Rev. Date	2004-12-30	
Rev.	1.0	Page 2/3

Typical Performance

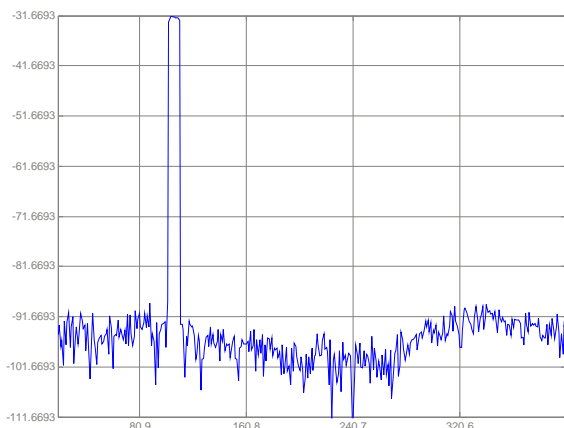
Frequency Respond



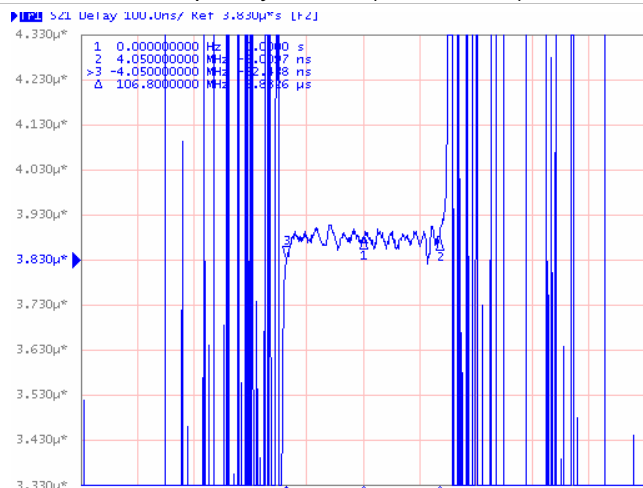
Passband Respond



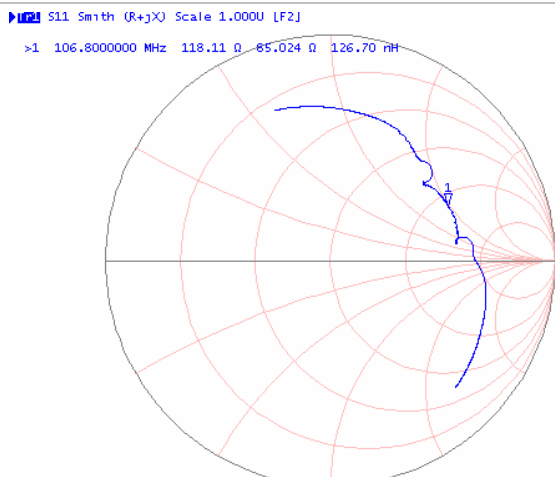
Wideband Respond



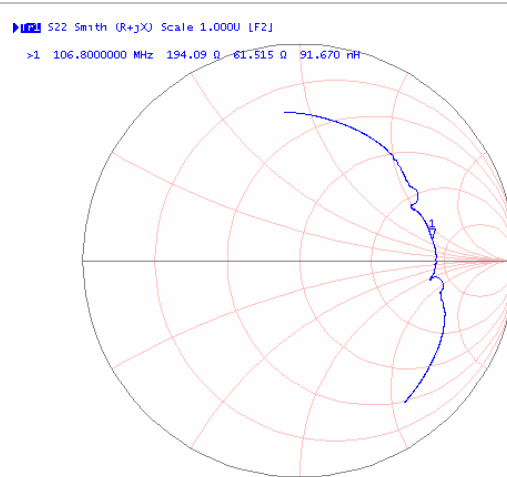
Group delay variation($f_0 \pm 4.05\text{MHz}$)



Smith Chart S11



Smith Chart S22



SIPAT Co., Ltd.
(CETC No. 26 Research Institute)
Nanping Huayuan Road No. 14
Chongqing, China, 400060

Part Number

LBT10601

Rev. Date

2004-12-30

Rev.

1.0

Page 3/3