

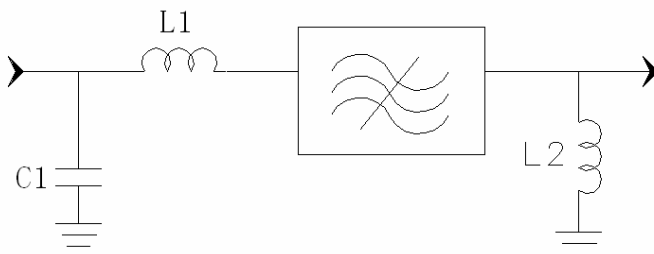
Specifications

Parameter	Unit	Minimum	Typical	Maximum
Center Frequency	MHz	159.9	160	160.1
Insertion Loss	dB	-	25.8	30
1 dB Bandwidth	MHz	8.95	9.05	-
3 dB Bandwidth	MHz	9.25	9.4	-
40 dB Bandwidth	MHz	-	10.56	10.8
50 dB Bandwidth	MHz	-	10.71	-
Passband Variation($f_0 \pm 4.375\text{MHz}$)	dB	-	0.8	1.0
Absolute Delay	usec	-	3.1	-
Group Delay Variation($f_0 \pm 4.375\text{MHz}$)	nsec	-	60	100
Ultimate Rejection	dB	50	56	-
Material Temperature coefficient	KHz/°C	-2.88		
Ambient Temperature	°C	25		
Package Size	DIP3512 (35.2x12.7x5.2mm ³)			

Notes:

- All specifications are based on the test circuit shown
- In production, devices will be tested at room temperature to a guardbanded specification to ensure electrical compliance over temperature
- Electrical margin has been built into the design to account for the variations due to temperature drift and manufacturing tolerances
- This is the optimum impedance in order to achieve the performance show

Matching Configuration




L1=22nH L2=15nH

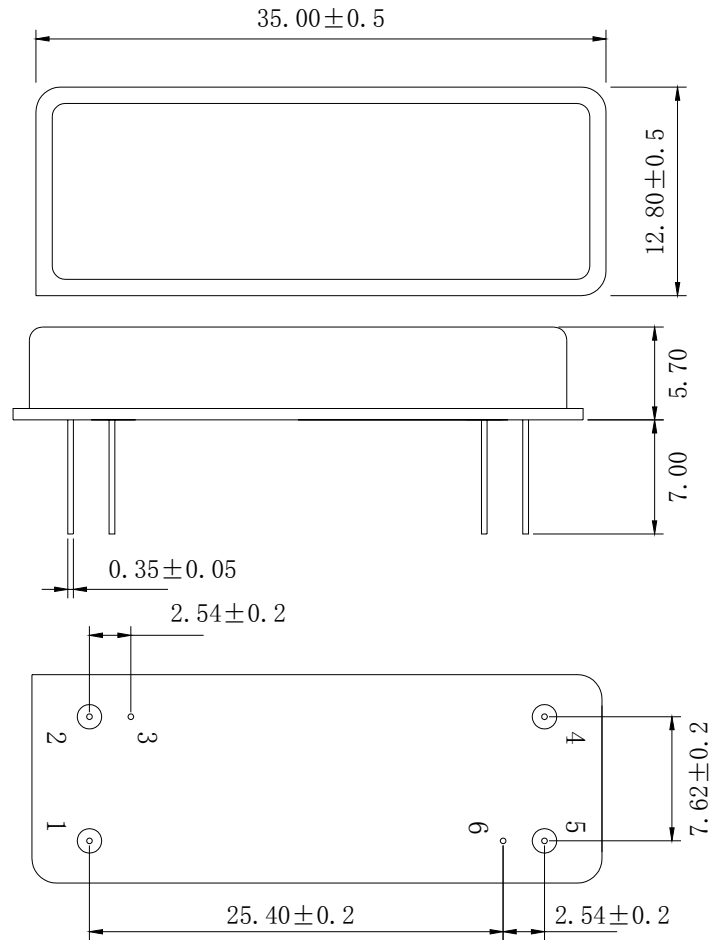
C1=33pF

Source/Load Impedance=50 ohm


Notes - Component values may change depending
on board layout.

	SIPAT Co., Ltd. (CETC No. 26 Research Institute) Nanping Huayuan Road No. 14 Chongqing, China, 400060	Part Number	LBT16034	
		Rev. Date	2005-12-15	
		Rev.	1.0	Page

Package Dimension

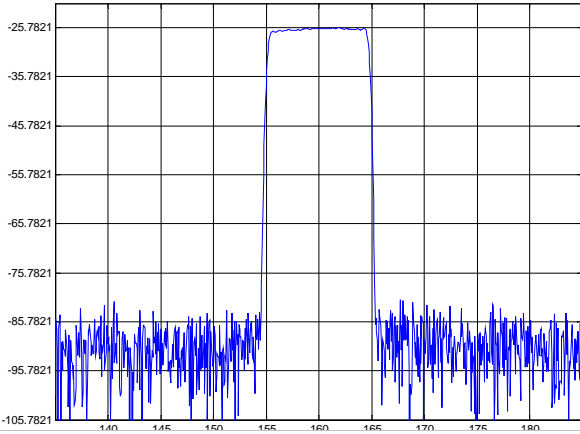


Input:1
Output:5

	SIPAT Co., Ltd. (CETC No. 26 Research Institute) Nanping Huayuan Road No. 14 Chongqing, China, 400060	Part Number	LBT16034	
		Rev. Date	2005-12-15	
		Rev.	1.0	Page

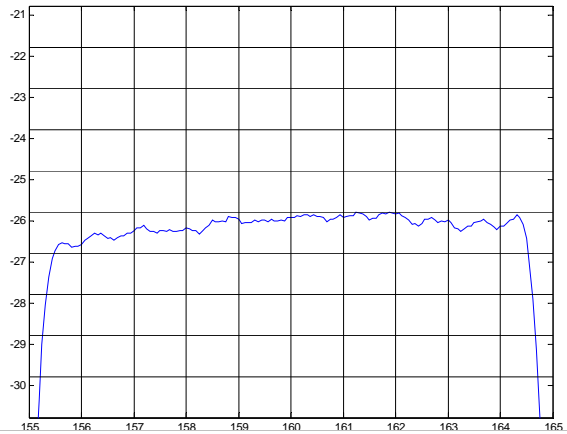
Typical Performance

Frequency Respond

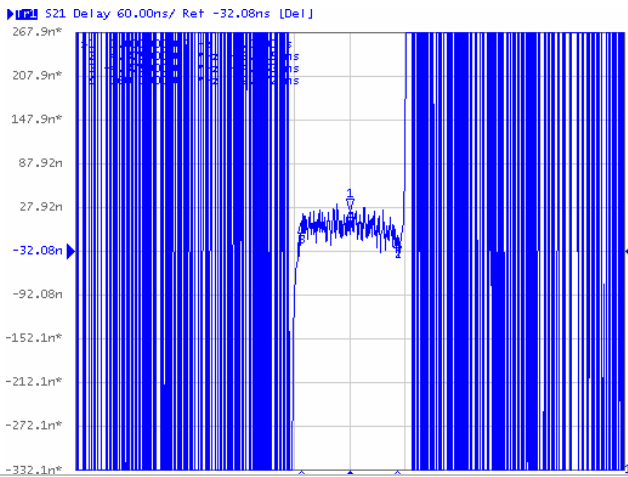


Group Delay Variation($f_0 \pm 4.375\text{MHz}$)

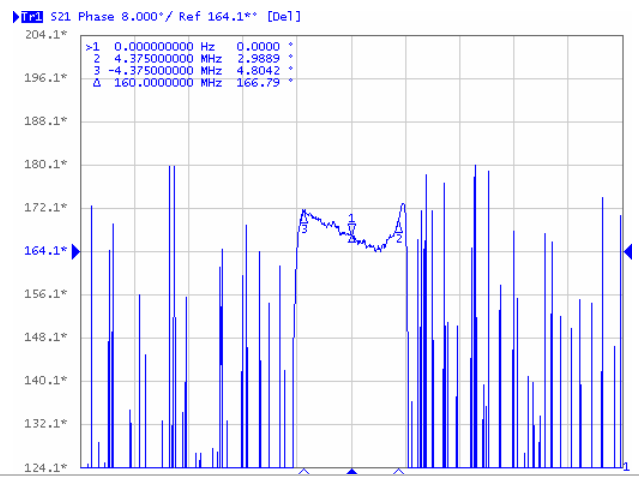
Passband Respond



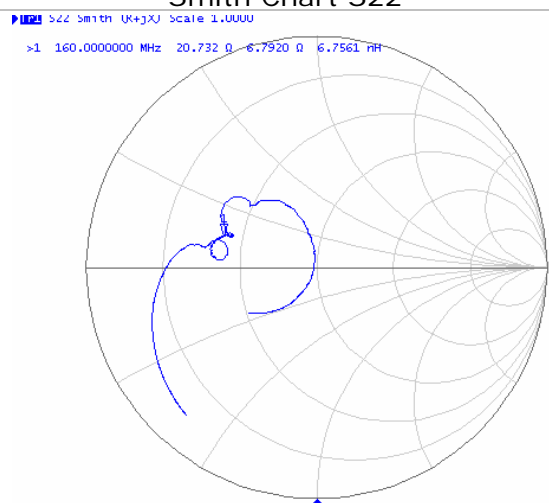
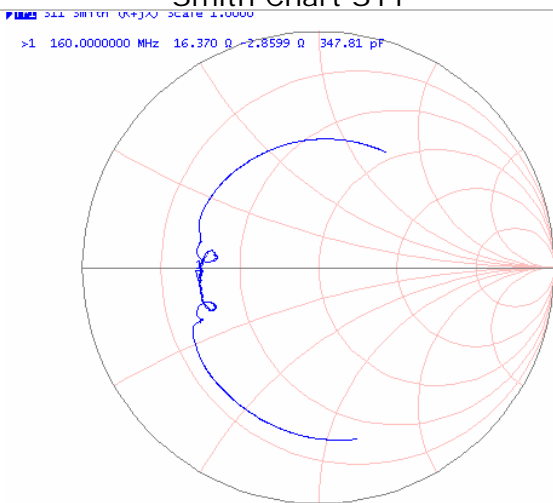
Phase Linearity($f_0 \pm 4.375\text{MHz}$)



Smith Chart S11



Smith Chart S22



SIPAT Co., Ltd.
(CETC No. 26 Research Institute)
Nanping Huayuan Road No. 14
Chongqing, China, 400060

Part Number	LBT16034	
Rev. Date	2005-12-15	
Rev.	1.0	Page 3/3