



COTCO LUMINANT DEVICE (HUIZHOU) LTD

**Part #: LC503MHR1-15Q**

Product Description: Red 15° 5mm LED lamp with water transparent lens

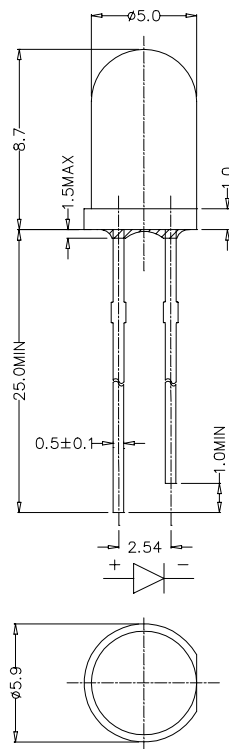
**Resin:** Epoxy

**Lens Color:** Water Transparent

**Lead Frame:** Ag Plating Iron Alloy

**Dice:** AlGaInP

**DIMENSION DRAWING**



- NOTES: 1. ALL DIMENSIONS ARE IN mm TOLERANCE IS.  $\pm 0.25$ mm UNLESS OTHERWISE NOTED.  
 2. AN EPOXY MENISCUS MAY EXTEND ABOUT 1.5mm DOWN THE LEADS.  
 3. BURR AROUND BOTTOM OF EPOXY MAY BE 0.5 mm MAX.

COTCO-D-074 REV.0

**Delivery Information Contact:**

**Marktech Optoelectronics\***

120 Broadway, Menands, NY 12204  
 Phone: 800.984.5337 FAX: 518.432.7454  
 Web Site: [www.marktechopto.com](http://www.marktechopto.com)

\*Marktech is the exclusive North American Technical Sales and Marketing office for COTCO LED products

## SPECIFICATION

Absolute Maximum Rating (T<sub>a</sub> = 25°C)

Items	Symbol	Absolute maximum Rating	Unit
Forward Current	I <sub>F</sub>	50	mA
Peak Forward Current pulse width ≤ 0.1msec duty ≤ 1/10	I <sub>FP</sub>	200	mA
Reverse Voltage	V <sub>R</sub>	5	V
Power Dissipation	P <sub>D</sub>	150	mW
Operation Temperature	T <sub>opr</sub>	-40 ~ + 95	°C
Storage Temperature	T <sub>stg</sub>	-40 ~ +100	°C
Lead Soldering Temperature	T <sub>sol</sub>	260°C for 5sec (3mm from the base of the epoxy bulb)	

Initial Electrical/Optical Characteristics (T<sub>a</sub> = 25°C)

Items	Symbol	Condition	Min.	Typ.	Max.	Unit
Forward Voltage	V <sub>F</sub>	I <sub>F</sub> = 20mA	1.7	2.0	2.5	V
Reverse Current	I <sub>R</sub>	V <sub>R</sub> = 5V	---	---	100	μ A
Wavelength	λ <sub>D</sub>	I <sub>F</sub> = 20mA	620	624	628	nm
Luminous Intensity	I <sub>V</sub>	I <sub>F</sub> = 20mA	1520	3000	---	mcd
50% Power Angle	2θ½	I <sub>F</sub> = 20mA	---	15	---	deg

Luminous Intensity Combination

Rank	U	V	W	X
Luminous Intensity (I <sub>f</sub> =20mA)	1520-2130 mcd	2130-3000 mcd	3000-4180 mcd	4180-5860 mcd

\*One normal delivery will include all ranks listed above.

The quantity ratio of the ranks is decided by COTCO.

Upper and lower tolerance limit of the Luminous flux ±15%

COTCO-D-074 REV.0

**Delivery Information Contact:**

**Marktech Optoelectronics\***  
 120 Broadway, Menands, NY 12204  
 Phone: 800.984.5337 FAX: 518.432.7454  
 Web Site: [www.marktechopto.com](http://www.marktechopto.com)

\*Marktech is the exclusive North American Technical Sales and Marketing office for COTCO LED products

GRAPHS

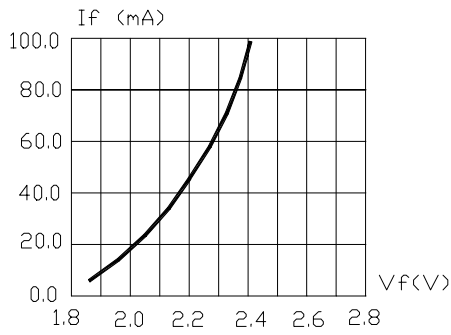


FIG.1 FORWARD CURRENT VS. FORWARD VOLTAGE.

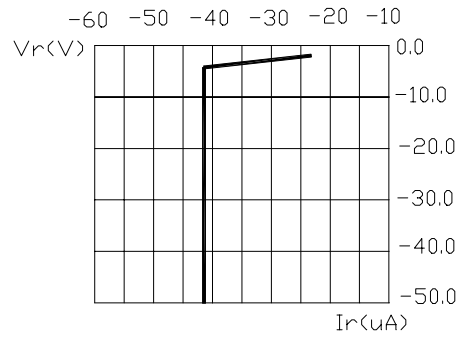


FIG.2 REVERSE CURRENT VS. REVERSE VOLTAGE.

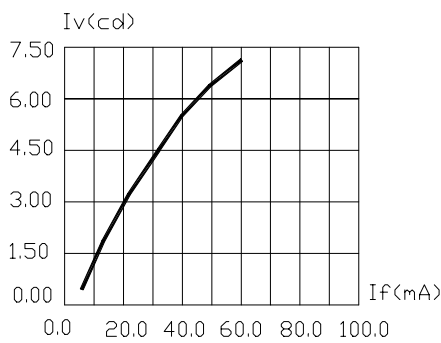


FIG.3 RELATIVE LUMINOUS INTENSITY VS. FORWARD CURRENT.

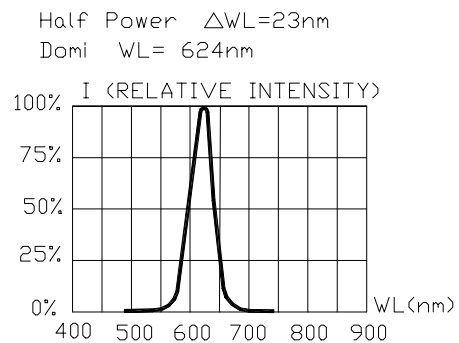


FIG.4 RELATIVE INTENSITY VS. WAVE LENGTH.

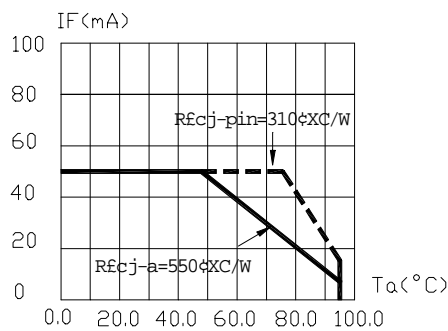


FIG.5 MAXIMUM FORWARD DC CURRENT VS TEMPERATURE. DERATING BASED ON  $T_{jmax}=105^{\circ}C$

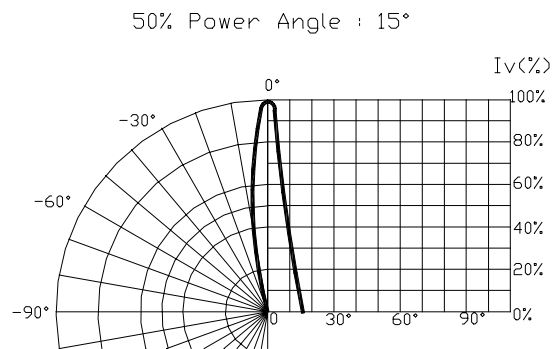


FIG.6 SPATIAL DISTRIBUTION.

- 1.Cathode PAD Area ( $0.18 \times 0.18inch^2$ )
- 2.Height above nominal seating plane in inches(0.3inch)

Delivery Information Contact:

**Marktech Optoelectronics\***  
 120 Broadway, Menands, NY 12204  
 Phone: 800.984.5337 FAX: 518.432.7454  
 Web Site: [www.marktechopto.com](http://www.marktechopto.com)

\*Marktech is the exclusive North American Technical Sales and Marketing office for COTCO LED products