



## SPECIFICATION

Absolute Maximum Rating (T<sub>a</sub> = 25°C)

Items	Symbol	Absolute maximum Rating	Unit
Forward Current	I <sub>F</sub>	50	mA
Peak Forward Current pulse width ≤ 0.1msec duty ≤ 1/10	I <sub>FP</sub>	200	mA
Reverse Voltage	V <sub>R</sub>	5	V
Power Dissipation	P <sub>D</sub>	150	mW
Operation Temperature	T <sub>opr</sub>	-40 ~ + 95	°C
Storage Temperature	T <sub>stg</sub>	-40 ~ +100	°C
Lead Soldering Temperature	T <sub>sol</sub>	260°C for 5sec (3mm from the base of the epoxy bulb)	

Initial Electrical/Optical Characteristics (T<sub>a</sub> = 25°C)

Items	Symbol	Condition	Min.	Typ.	Max.	Unit
Forward Voltage	V <sub>F</sub>	I <sub>F</sub> = 20mA	1.7	2.0	2.5	V
Reverse Current	I <sub>R</sub>	V <sub>R</sub> = 5V	---	---	100	μ A
Wavelength	λ <sub>D</sub>	I <sub>F</sub> = 20mA	---	591	---	nm
Luminous Intensity	I <sub>V</sub>	I <sub>F</sub> = 20mA	770	1500	---	mcd
50% Power Angle	2θ <sub>½</sub>	I <sub>F</sub> = 20mA	---	25	---	deg

Ranks Combination

Dominant Wavelength	Intensity	Rank S	Rank T	Rank U
		770-1100 mcd	1100-1520 mcd	1520-2130 mcd
X3 587-590 nm		☒	☒	☒
X4 590-593 nm		☒	☒	☒
X5 593-596 nm		☒	☒	☒

\*One normal delivery will include all ranks listed above.

The quantity ratio of the ranks is decided by COTCO.

Upper and lower tolerance limit of the Luminous flux ±15%

Upper and lower tolerance limit of the Dominant Wavelength ±1.0nm

COTCO-D-074 REV.0

## Pricing and Delivery Information Contact:

2/3

## Marktech Optoelectronics\*

120 Broadway, Menands, NY 12204

Phone: 800.984.5337 FAX: 518.432.7454

Web Site: [www.marktechopto.com](http://www.marktechopto.com)

\*Marktech is the exclusive North American Technical Sales and Marketing office for COTCO LED products

GRAPHS

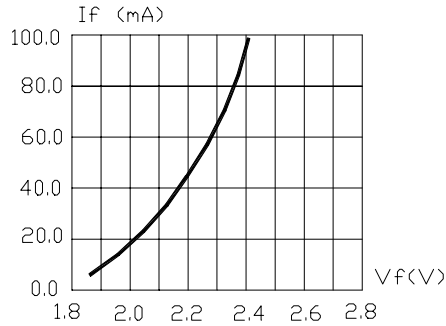


FIG.1 FORWARD CURRENT VS. FORWARD VOLTAGE.

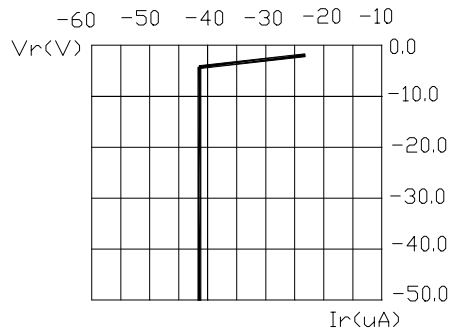


FIG.2 REVERSE CURRENT VS. REVERSE VOLTAGE.

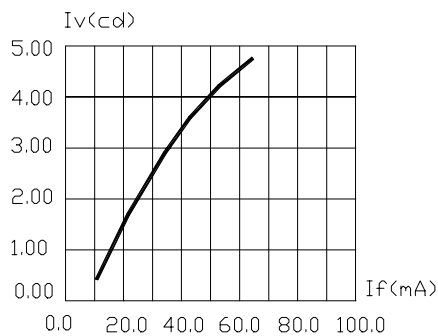


FIG.3 RELATIVE LUMINOUS INTENSITY VS. FORWARD CURRENT.

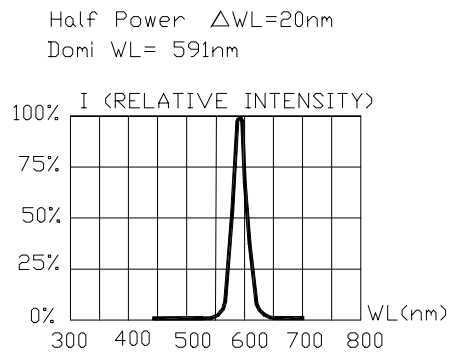


FIG.4 RELATIVE INTENSITY VS. WAVE LENGTH.

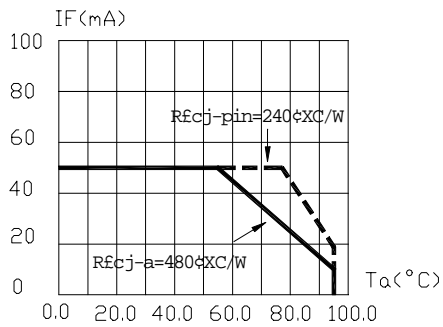


FIG.5 MAXIMUM FORWARD DC CURRENT VS TEMPERATURE. DERATING BASED ON Tjmax=105°C

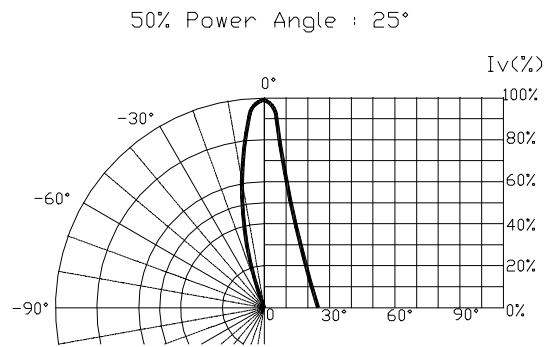


FIG.6 SPATIAL DISTRIBUTION.

- 1.Cathode PAD Area (0.18 × 0.18inch<sup>2</sup>)
- 2.Height above nominal seating plane in inches(0.3inch)

Pricing and Delivery Information Contact:

**Marktech Optoelectronics\***  
 120 Broadway, Menands, NY 12204  
 Phone: 800.984.5337 FAX: 518.432.7454  
 Web Site: [www.marktechopto.com](http://www.marktechopto.com)

\*Marktech is the exclusive North American Technical Sales and Marketing office for COTCO LED products