




LED Highly-Diffused Light (25 mm)



Features

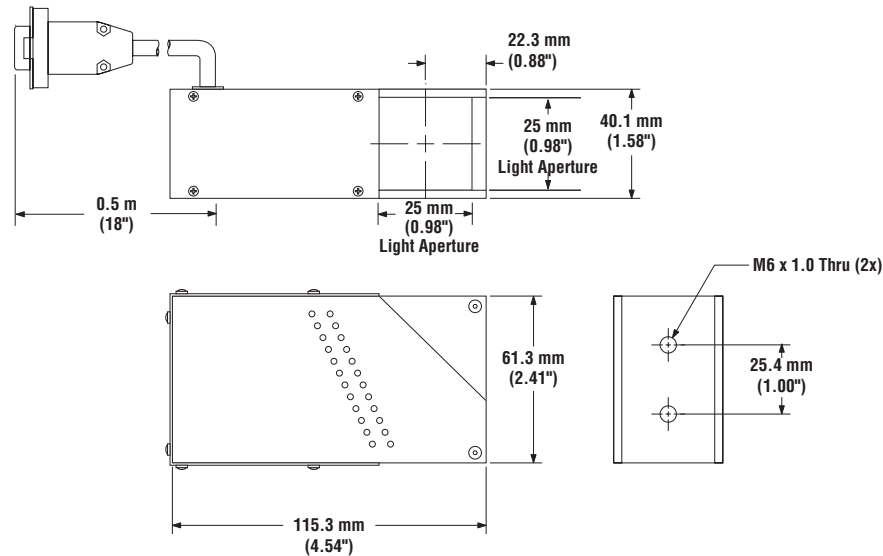
- Designed to minimize surface textures and elevation changes, while providing uniform illumination over the field of view
- 25 mm x 25 mm light aperture
- Provides uniform lighting for specular surfaces
- Black anodized aluminum housing
- The suggested field of view is 12 mm x 12 mm and the suggested stand off is 25 mm

LED Highly-Diffused Light Model

Models	Illumination Type	Color	Cable	Supply Voltage	Supply Current	Connections
LEDRS25N [†]	Continuous highly-diffused light	Red 640 nm	0.5 m (18") terminated with 9-pin D-sub connector (male pins)	12V dc $\pm 10\%$ with voltage regulation of $\pm 1\%$	420 mA max.	Pin 3 = dc common Pin 4 = +V Power supply model PSA-12(E) or PS2V-12(E) is recommended (see other side)

[†] This model is not stocked and is non-returnable.

Useful Life	60,000 hours
Environmental Rating	IEC IP20; NEMA 1
Operating Conditions	Temperature: 0° to 40°C (+32° to 104°F) Maximum relative humidity: 95% at 40°C (non-condensing)




WARRANTY: Banner Engineering Corp. warrants its products to be free from defects for one year. Banner Engineering Corp. will repair or replace, free of charge, any product of its manufacture found to be defective at the time it is returned to the factory during the warranty period. This warranty does not cover damage or liability for the improper application of Banner products. This warranty is in lieu of any other warranty either expressed or implied.


LED Highly-Diffused Light (25 mm)

Accessories

Continuous Power Supplies

Models	Input	Input Cord	Output	Output Cable	Used with	
PSA-12	100-250V ac 50/60 Hz	North America (NEMA 5-15)	12V dc $\pm 5\%$ with voltage regulation of $\pm 1\%$ 3.5 A max.	1.8 m (6') Terminated with 9-pin D-sub connector (female pins)	Continuous types: LEDRS25N	
PSA-12E		Cont. Europe (Schuko CEE 7)				

Variable Power Supplies (see data sheet p/n 67449)

Models	Input	Input Cord	Output	Output Cable	Used with	
PS2V-12†	100-140V ac 60 Hz	North America (NEMA 5-15)	2-channels 6 - 12V dc 2 A max. per channel	1.8 m (6') Terminated with 9-pin D-sub connector (female pins)	Continuous types: LEDRS25N	
PS2V-12E†	200-250V ac 50 Hz	Cont. Europe (Schuko CEE 7)				

Extension Cables

Models	Length	Configuration	Used with
DB906†	1.8 m (6')	Terminated both ends with 9-pin D-sub connector, for continuous lights (one end male pins and opposite end female pins)	Continuous types: LEDRS25N
DB910†	3.0 m (10')		
DB9Y†	1.8 m (6')	Y cable for powering 2 lights from one supply, for continuous lights	

† These models are not stocked and are non-returnable.