




LED Highly-Diffused Lights (75 mm)



Features

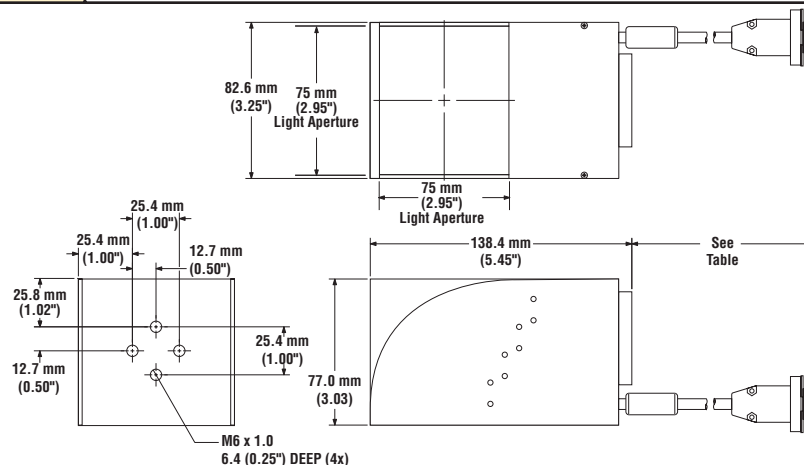
- Designed to minimize surface textures and elevation changes, while providing uniform illumination over the field of view
- 59 mm x 75 mm light aperture
- The suggested field of view is 38 mm in diameter and the suggested stand off is 25 mm
- Black anodized aluminum housing

LED Highly-Diffused Light Models

Models	Illumination Type	Color	Cable	Supply Voltage	Supply Current	Connections
LEDRS75N [†]	Continuous highly-diffused light	Red 640 nm	0.5 m (18") terminated with 9-pin D-sub connector (male pins)	12V dc $\pm 10\%$ with voltage regulation of $\pm 1\%$	980 mA max.	Pin 1 = +V fan Pin 2 = dc common fan Pin 3 = dc common Pin 4 = +V
LEDGS75N [†]		Green 530 nm			1.0 A max.	Power supply model PSA-12(E) or PS2V-12(E) is recommended (see other side)
LEDRS75N-S [†]	Strobed highly-diffused light	Red 640 nm	1.8 m (6') terminated with 9-pin D-sub connector (male pins)	24V dc $\pm 10\%$ with voltage regulation of $\pm 1\%$	7.0 A max. 1 ms pulse	Pin 4 or 5 = +V Pin 1 or 6 = dc common Use strobe control module model SCM (see other side)

[†] These models are not stocked and are non-returnable.

Useful Life	Green model: 50,000 hours; Red models: 60,000 hours. Note: actual useful life of strobed lights depends on duty cycle
Environmental Rating	IEC IP20; NEMA 1
Operating Conditions	Temperature: 0° to 40°C (+32° to 104°F) Maximum relative humidity: 95% at 40°C (non-condensing)




WARRANTY: Banner Engineering Corp. warrants its products to be free from defects for one year. Banner Engineering Corp. will repair or replace, free of charge, any product of its manufacture found to be defective at the time it is returned to the factory during the warranty period. This warranty does not cover damage or liability for the improper application of Banner products. This warranty is in lieu of any other warranty either expressed or implied.

LED Highly-Diffused Lights (75 mm)

Accessories


Continuous Power Supplies

Models	Input	Input Cord	Output	Output Cable	Used with
PSA-12	100-250V ac 50/60 Hz	North America (NEMA 5-15)	12V dc $\pm 5\%$ with voltage regulation of $\pm 1\%$ 3.5 A max.	1.8 m (6') Terminated with 9-pin D-sub connector (female pins)	Continuous types: LEDRS75N LEDGS75N
PSA-12E		Cont. Europe (Schuko CEE 7)			
PSC-24†	100-250V ac 50/60 Hz	North America (NEMA 5-15)	24V dc $\pm 5\%$ with voltage regulation of $\pm 1\%$ 2.2 A max.	1.8 m (6') 2-wire Unterminated	SCM Strobe Control Module (see below)
PSC-24E†		Cont. Europe (Schuko CEE 7)			




Variable Power Supplies (see data sheet p/n 67449)

Models	Input	Input Cord	Output	Output Cable	Used with
PS2V-12†	100-140V ac 60 Hz	North America (NEMA 5-15)	2-channels 6 - 12V dc 2 A max. per channel	1.8 m (6') Terminated with 9-pin D-sub connector (female pins)	Continuous types: LEDRS75N LEDGS75N
PS2V-12E†	200-250V ac 50 Hz	Cont. Europe (Schuko CEE 7)			



Strobe Control Module (see data sheet p/n 67448)

Models	Input	Trigger Input	Output	Output Pulse Range	Used with
SCM†	24V dc $\pm 5\%$ 2 A max.	5 - 12V dc pulse rising or falling (switch selectable) 10 mA max.	2-channels 24V dc $\pm 5\%$	5 to 1,300 microseconds	Strobed types: LEDRS75N-S
(Use Power Supply PSC-24 or PSC-24E)			9 A nominal per channel @ 60 Hz		



Extension Cables

Models	Length	Configuration	Used with
DB906†	1.8 m (6')	Terminated both ends with 9-pin D-sub connector, for continuous lights (one end male pins and opposite end female pins)	Continuous types: LEDRS75N LEDGS75N
DB910†	3.0 m (10')		
DB9Y†	1.8 m (6')	Y cable for powering 2 lights from one supply, for continuous lights	
DB906S†	1.8 m (6')	Terminated both ends with 9-pin D-sub connector, for strobed lights (one end male pins and opposite end female pins)	Strobed types: LEDRS75N-S
DB910S†	3.0 m (10')		
DB9YS†	1.8 m (6')	Y cable for powering 2 lights from one supply, for strobed lights	

† These models are not stocked and are non-returnable.