

**DESCRIPTION**

The LF series offers a variety of transformer configurations over the 10 KHz to 100 MHz frequency range.

Typical applications are: Interstage coupling, voltage/current transformation, and pulse transformation.

The transformer circuitry is packaged in an epoxy housing. All models are designed to meet MIL-T-55631 and are recommended for use over the -54°C to +100°C temperature range.

**GUARANTEED MINIMUM PERFORMANCE DATA SPECIFICATIONS FOR MODEL LF-412**

Type: 50 ohm unbalanced  
50 ohm unbalanced  
ph. rev. DC isolated

- 1 dB Bandwidth, MHz .01-25  
Midband insertion loss dB .5  
VSWR 1.5:1

**NOTE:**

- 1 dB bandwidth is measured relative to midband loss.

**ABSOLUTE MAXIMUM RATINGS:**

Input power 2 w. limited by  $(I_{DC}^2 + I_{RF}^2)Z \cong P_{max}$ .  
Temperature range -54°C to +100°C

**ENVIRONMENTAL CONDITIONS**


**GUARANTEED ENVIRONMENTAL PERFORMANCE:**

All units are designed to meet their specifications over -54°C to +100°C and after exposure to any or all of the following tests per MIL-STD-202E.

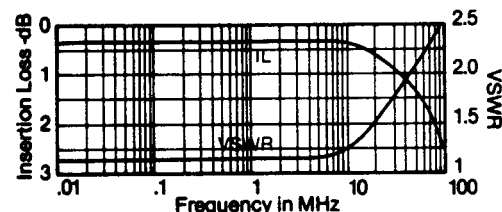
Exposure	Method	Condition	Test
Thermal Shock	107D	B	
Altitude	105C	G	
H.F. Vibration	204C	D	
Mechanical Shock	213B	C	
Random Vibration (15 minutes per axis)	214	IIF	
Solderability	208C		
Terminal Strength	211A	C	
Resistance to Soldering Heat	210A	B	

Sealed units, meet the requirements of Method 106D of MIL-STD-202E when exposed to humidity.

**FUNCTIONAL SCHEMATIC**



**TYPICAL PERFORMANCE**



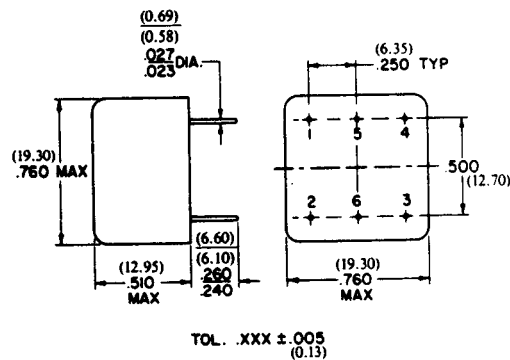
**PACKAGE**

**MATERIAL:**

Header: Epoxy  
Leads: Phosphor Bronze, Grade A, Spring temper

**FINISH:**

Header: Glossy red Diallyl Phthalate  
Leads: Silver plated per QQ-S-365A, Type I, Grade B



Specifications subject to change without notice.