

LF5WAEMBGMBBC HIGH EFFICIENCY RED / BLUE / GREEN

LF5WAEMBGMBBW HIGH EFFICIENCY RED / BLUE / GREEN

Features

- TWO BLUE, ONE GREEN AND ONE RED CHIPS IN ONE PACKAGE.
- CAN PRODUCE ANY COLOR IN VISIBLE SPECTRUM, INCLUDING WHITE LIGHT.
- WIDE VIEWING ANGLE FOR DIFFSUED LENS AND HIGH INTENSITY FOR WATER CLEAR LENS.

Description

The High Efficiency Red source color devices are made with Gallium Arsenide Phosphide on Gallium Phosphide Orange Light Emitting Diode.

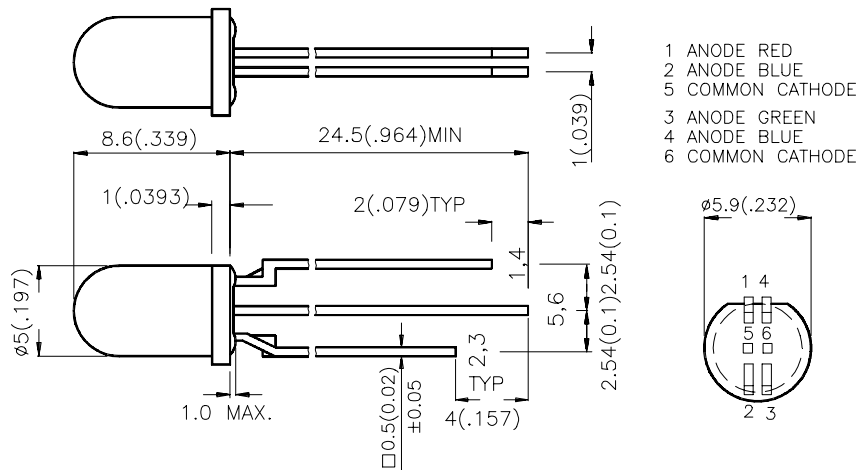
The Blue source color devices are made with GaN on SiC Light Emitting Diode.

Static electricity and surge damage the LEDs. It is recommended to use a wrist band or anti-electrostatic glove when handling the LEDs.

All devices, equipment and machinery must be electrically grounded.

The Green source color devices are made with Gallium Phosphide Green Light Emitting Diode.

Package Dimensions



Notes:

1. All dimensions are in millimeters (inches).
2. Tolerance is $\pm 0.25(0.01)$ unless otherwise noted.
3. Lead spacing is measured where the lead emerge package.
4. Specifications are subject to change without notice.

Selection Guide

Part No.	Dice	Lens Type	Iv (mcd) @ 20 mA		Viewing Angle
			Min.	Typ.	
LF5WAEMBGMBBC	HIGH EFFICIENCY RED (GaAsP/GaP)	WATER CLEAR	20	50	30°
	BLUE(GaN)		20	40	
	GREEN (GaP)		12	30	
	BLUE(GaN)		20	40	
LF5WAEMBGMBBW	HIGH EFFICIENCY RED (GaAsP/GaP)	WHITE DIFFUSED	12	30	60°
	BLUE(GaN)		12	20	
	GREEN (GaP)		12	25	
	BLUE(GaN)		12	20	

Note:

1. $\theta_{1/2}$ is the angle from optical centerline where the luminous intensity is 1/2 the optical centerline value.

Electrical / Optical Characteristics at T_A=25°C

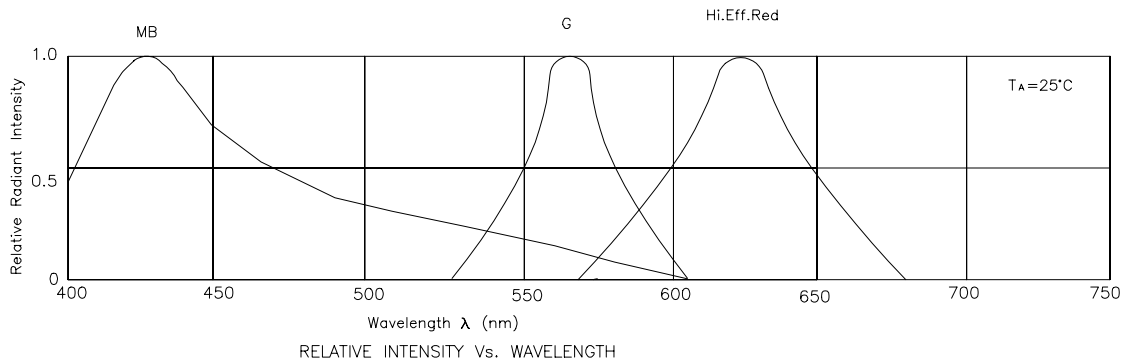
Symbol	Parameter	Device	Typ.	Ma .	Units	Test Conditions
λ_{peak}	Peak Wavelength	High Efficiency Red Green Blue	62 565 430		nm	IF 20mA
λ_D	Wavelength At Peak	High Efficiency Red Green Blue	625 56 455		nm	IF 20mA
$\Delta\lambda_{1/2}$	Spectral Line Halfwidth	High Efficiency Red Green Blue	45 30 60		nm	IF 20mA
C	Capacitance	High Efficiency Red Green Blue	15 15 65		pF	VF 0V f 1MH
V _F	Forward Voltage	High Efficiency Red Green Blue	2.0 2.2 4.0	2.5 2.5 4.5	V	IF 20mA
I _R	Reverse Current	All	10		uA	VR 5V

Absolute Maximum Ratings at T_A=25°C

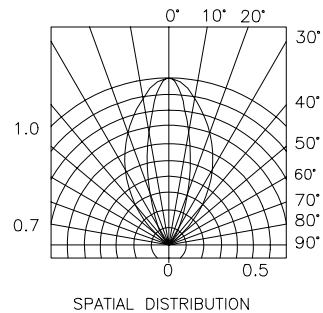
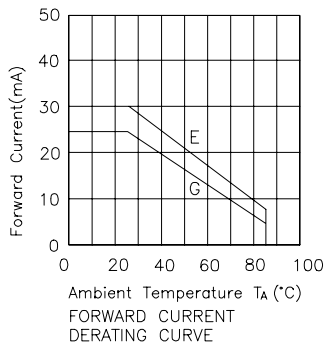
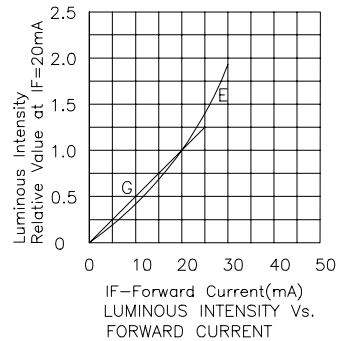
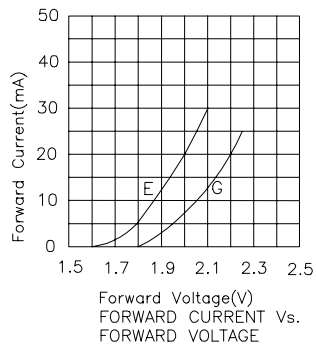
Parameter	High Efficiency Red	Green	Blue	Units
Power dissipation	105	105	105	mW
DC Forward Current	30	25	30	mA
Peak Forward Current 1	160	140	150	mA
Reverse Voltage	5	5	5	V
Operating Temperature	-40°C To 5°C		-40°C To 0°C	
Storage Temperature	-40°C To 5°C			
Lead Soldering Temperature 2	260°C For 5 Seconds			

Notes:

- 1/10 Duty Cycle, 0.1ms Pulse Width.
2. 4mm below package base.



LF5WAEMBGMB, LF5WAEMBGMBW High Efficiency Red / Green



BLUE

