




HOME PNA

BANDPASS FILTER


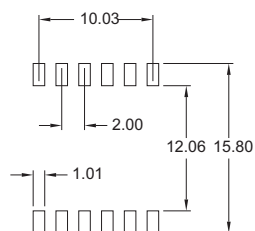
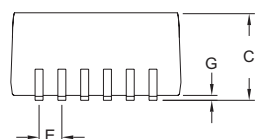
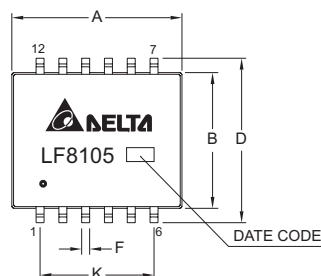
# Networking Components



## ELECTRICAL CHARACTERISTICS @25°C

Hi-Pot Test @60Sec, 1500Vrms					
Model	Filter Type	Insertion Loss (dB)	Return Loss (dB Min)	Attenuation (dB Min)	Common Mode Rejection (dB Min)
LF8105	BandPass Filter	4.25~9.75 MHz -1.0~-2.2	6~9MHz -12	-60@(1MHz) -50@(54MHz) -35@(22MHz)	-40@(200KHz~22MHz)

## MECHANICAL CONSTRUCTION



UNIT : mm / inch

A = 14.93 ± 0.254 / 0.588 ± 0.010

B = 11.91 ± 0.254 / 0.469 ± 0.010

C = 7.50 / 0.295 (MAX)

D = 14.96 ± 0.254 / 0.589 ± 0.010

E = 2.00 / 0.079 (TYP)

F = 0.70 ± 0.127 / 0.028 ± 0.005

G = 0.127 / 0.005 (REF)

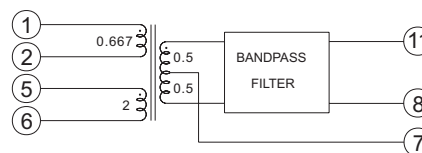
H = 0.254 / 0.010 (TYP)

I = 1.00 / 0.039 (TYP)

J = 0°~8°

K = 10.03 / 0.395 (TYP)

## SCHEMATICS



## INPUT IMPEDANCE

Frequency Range (KHz)	Minimum Impedance	Frequency Range (KHz)	Minimum Impedance
0 < f <= 0.285	1M	1000 < f <= 1400	175
0.285 < f <= 2.85	100K	1400 < f <= 2300	100
2.85 < f <= 28.5	10K	2300 < f <= 2850	50
28.5 < f <= 95	4K	2850 < f <= 3085	25
95 < f <= 190	2K	3085 < f <= 3725	10
190 < f <= 285	1.4K	3725 < f <= 3935	25
285 < f <= 380	1K	3935 < f <= 4000	50
380 < f <= 475	850	10000 < f <= 10450	40
475 < f <= 570	700	10450 < f <= 10925	25
570 < f <= 665	600	10925 < f <= 13125	10
665 < f <= 760	525	13125 < f <= 14175	25
760 < f <= 855	450	14175 < f <= 16800	50
855 < f <= 950	400	16800 < f <= 21000	100
950 < f <= 1000	350	21000 < f <= 30000	50

DELTA ELECTRONICS, INC.

(TAOYUAN PLANT CPBG) 252, SAN YING ROAD, KUEI SAN INDUSTRIAL ZONE, TAOYUAN SHIEN, TAIWAN, R.O.C.

TEL: 886-3-3591968; FAX: 886-3-3591991

Http://www.deltawww.com/products/networking

www.DataSheet4U.com