

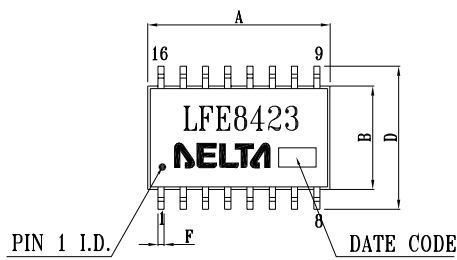


SPECIFICATION FOR APPROVAL

CUSTOMER PART NO.: DELTA PART NO.: LFE8423 PART NAME: Lan filter	REV.: A

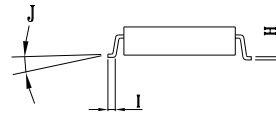
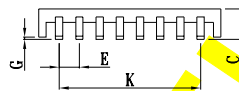
1. MECHANICAL DIMENSIONS :

www.DataSheet4U.com

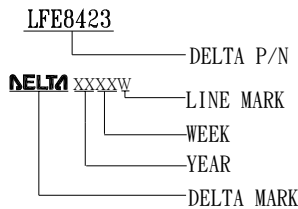


UNIT : mm / inch

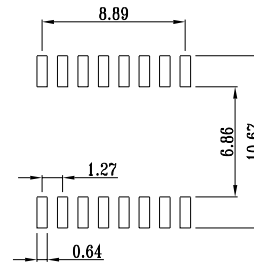
- A = 12.70±0.254 / 0.500±0.010
- B = 7.11±0.254 / 0.280±0.010
- C = 1.90±0.254 / 0.075±0.010
- D = 9.52±0.254 / 0.375±0.010
- E = 1.27 / 0.050 (TYP)
- F = 0.46±0.127 / 0.018±0.005
- G = 0.100 / 0.004 MIN
- H = 0.254 / 0.010 (TYP)
- I = 0.38~1.27 / 0.015~0.050
- J = 0°~8°
- K = 8.89 / 0.350 (TYP)



2. MARKING AND RECOMMENDED PCB LAYOUT :



* MARKING



SUGGESTED PAD LAYOUT

* This specification is the proprietary of Delta Electronics, Inc.

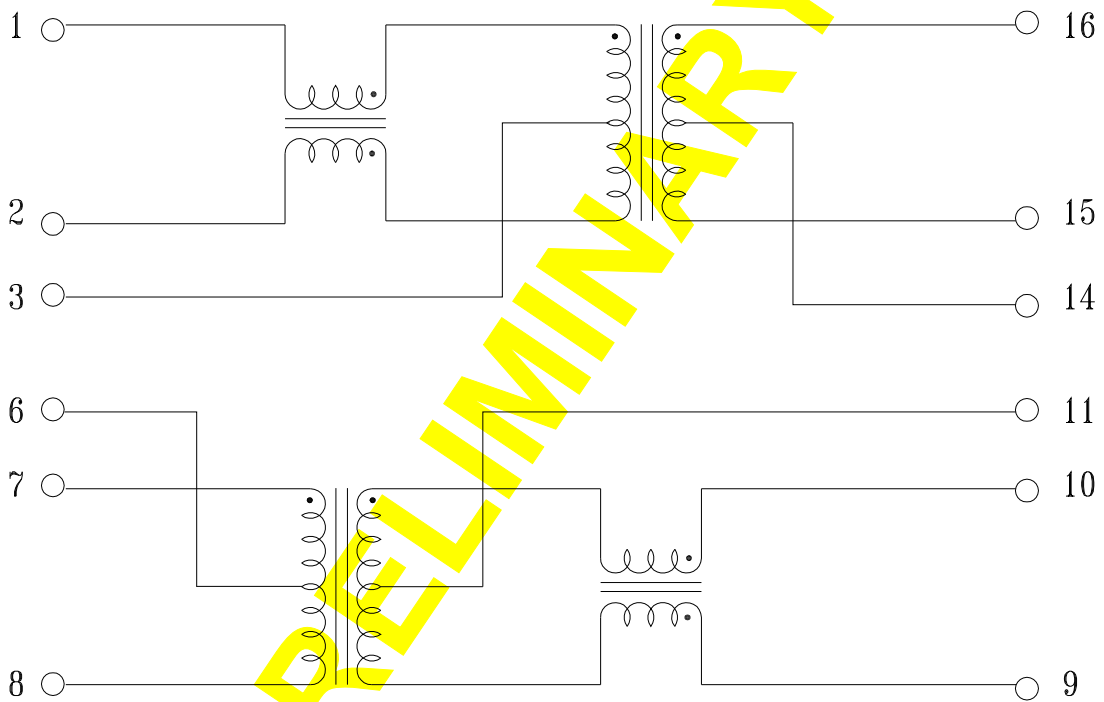
* This specification is only for preliminary review. If formal specification is required, please contact with our local Sales office or Rep.



SPECIFICATION FOR APPROVAL

CUSTOMER PART NO.: DELTA PART NO.: LFE8423 PART NAME: Lan filter	REV.: A

3. CIRCUIT SCHEMATIC:





SPECIFICATION FOR APPROVAL

CUSTOMER PART NO.: DELTA PART NO.: LFE8423 PART NAME: Lan filter	REV.: A

4. ELECTRICAL CHARACTERISTICS (TEMP: 25°C, HUM: 65% RH):

4-1. INSERTION LOSS

0.1-100MHz -1.1dB MAX.

4-2. RETURN LOSS

1-30MHz	-18dB	MIN. LOAD 100 OHM
40MHz	-15.5dB	MIN. LOAD 100 OHM
50MHz	-13.6dB	MIN. LOAD 100 OHM
60-80MHz	-10dB	MIN. LOAD 100 OHM

4-3. CROSS TALK

0.1-100MHz -38dB MIN.

4-4. CMRR

0.1-100MHz -30dB TYP

4-5. HI-POT TEST @60HZ

(PRI TO SEC) : 1500Vrms, 60Sec

4-6. INDUCTANCE @100KHZ, 0.1Vrms

(7-8),(16-15): 350uH MIN.

4-7. TURNS RATIO @100KHz

(16-15:1-2):1CT:1CT±3%

(7-8:10-9):1CT:1CT±3%

- * RoHS COMPLIANT
- * Use Pb:Sn=w95:w5 solder for internal connection which is exempted from ROHS regulations
- * SOLDER BAR: SAC305 Sn96.5/Ag3.0/Cu0.5
- * STORAGE TEMPERATURE RANGE: -25°C ~ 85°C
- * OPERATE TEMPERATURE RANGE: 0 ~ 70°C