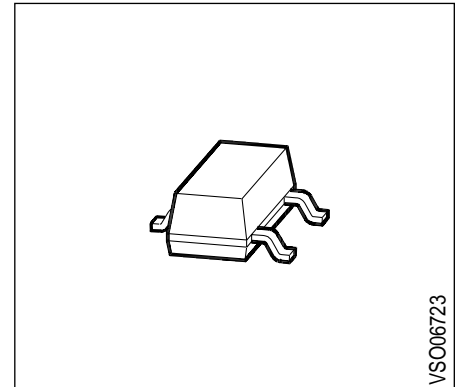


Besondere Merkmale

- eingefärbtes, diffuses Gehäuse
- extrem weitwinklig
- als optischer Indikator einsetzbar
- für alle SMT-Bestück- und Löttechniken geeignet
- gegurtet (8-mm-Filmgurt)
- Störimpulsfest nach DIN 40839

Features

- colored, diffused package
- extreme wide-angle LED
- for use as optical indicator
- suitable for all SMT assembly and soldering methods
- available taped on reel (8 mm tape)
- load dump resistant acc. to DIN 40839



| Typ Type | Emissionsfarbe Color of Emission | Gehäusefarbe Color of Package | Lichtstärke Luminous Intensity $I_F = 10 \text{ mA}$ $I_V \text{ (mcd)}$ | Bestellnummer Ordering Code |
|-------------|--|-------------------------------------|--|--------------------------------|
| LS S260-DO | super-red | red diffused | ≥ 0.4 | Q62703-Q1640 |
| LY S260-DO | yellow | yellow diffused | ≥ 0.4 | Q62703-Q1657 |
| LG S260-DO | green | green diffused | ≥ 0.4 | Q62703-Q1608 |

Streuung der Lichtstärke in einer Verpackungseinheit $I_{V \max} / I_{V \min} \leq 2.0$.
Luminous intensity ratio in one packaging unit $I_{V \max} / I_{V \min} \leq 2.0$.

Grenzwerte
Maximum Ratings

| Bezeichnung Parameter | Symbol Symbol | Werte Values | Einheit Unit |
|--|------------------|-----------------|-----------------|
| Betriebstemperatur Operating temperature range | T_{op} | - 55 ... + 100 | °C |
| Lagertemperatur Storage temperature range | T_{stg} | - 55 ... + 100 | °C |
| Sperrschichttemperatur Junction temperature | T_j | + 100 | °C |
| Durchlaßstrom Forward current | I_F | 30 | mA |
| Stoßstrom Surge current $t \leq 10 \mu s, D = 0.005$ | I_{FM} | 0.5 | A |
| Sperrspannung Reverse voltage | V_R | 5 | V |
| Verlustleistung Power dissipation $T_A \leq 25 \text{ °C}$ | P_{tot} | 100 | mW |
| Wärmewiderstand Thermal resistance Sperrschicht / Luft Junction / air ¹⁾ | $R_{th JA}$ | 750 | K/W |

1) Auf Platine gelötet: Lötfläche 16 cm²

1) Soldered on PC board: pad size $\geq 16 \text{ cm}^2$

Kennwerte ($T_A = 25\text{ °C}$)

Characteristics

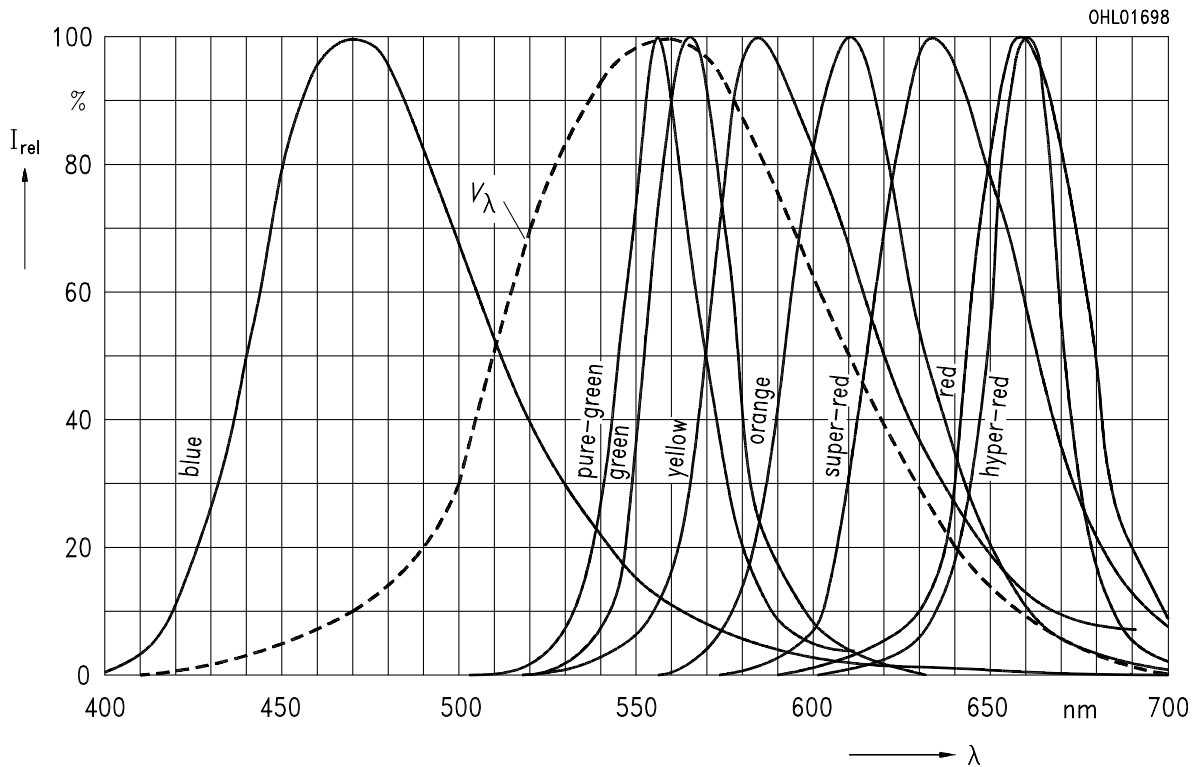
| Bezeichnung Parameter | Symbol Symbol | Werte Values | | | Einheit Unit |
|---|-------------------------|-----------------|------------|------------|--------------------------------|
| | | LS | LY | LG | |
| Wellenlänge des emittierten Lichtes (typ.) Wavelength at peak emission (typ.) $I_F = 20\text{ mA}$ | λ_{peak} | 635 | 586 | 565 | nm |
| Dominantwellenlänge (typ.) Dominant wavelength (typ.) $I_F = 20\text{ mA}$ | λ_{dom} | 628 | 590 | 570 | nm |
| Spektrale Bandbreite bei 50 % $I_{\text{rel max}}$ (typ.) Spectral bandwidth at 50 % $I_{\text{rel max}}$ (typ.) $I_F = 20\text{ mA}$ | $\Delta\lambda$ | 45 | 45 | 25 | nm |
| Abstrahlwinkel bei 50 % I_V (Vollwinkel) Viewing angle at 50 % I_V | 2ϕ | 140 | 140 | 140 | Grad deg. |
| Durchlaßspannung (typ.) Forward voltage (max.) $I_F = 10\text{ mA}$ | V_F V_F | 2.0 2.6 | 2.0 2.6 | 2.0 2.6 | V V |
| Sperrstrom (typ.) Reverse current (max.) $V_R = 5\text{ V}$ | I_R I_R | 0.01 10 | 0.01 10 | 0.01 10 | μA μA |
| Kapazität (typ.) Capacitance $V_R = 0\text{ V}, f = 1\text{ MHz}$ | C_0 | 12 | 10 | 15 | pF |
| Schaltzeiten: Switching times: I_V from 10 % to 90 % (typ.) I_V from 90 % to 10 % (typ.) $I_F = 100\text{ mA}, t_p = 10\text{ }\mu\text{s}, R_L = 50\text{ }\Omega$ | t_r t_f | 300 150 | 300 150 | 450 200 | ns ns |

Relative spektrale Emission $I_{rel} = f(\lambda)$, $T_A = 25\text{ °C}$, $I_F = 20\text{ mA}$

Relative spectral emission

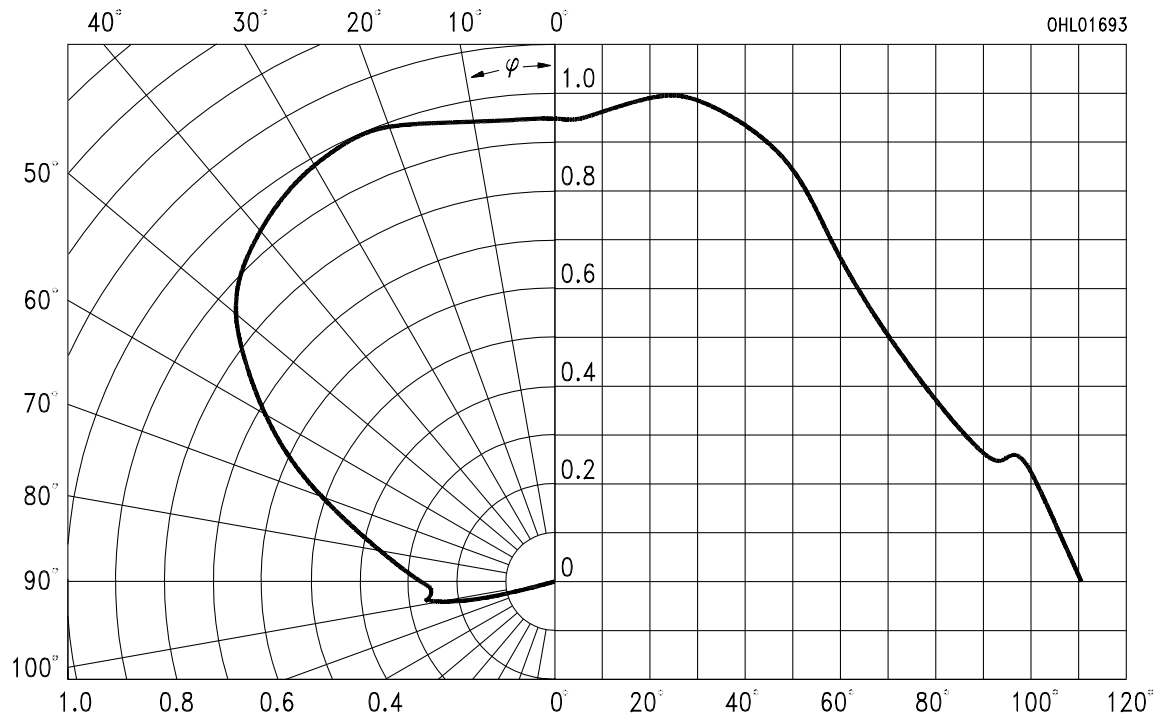
$V(\lambda)$ = spektrale Augenempfindlichkeit

Standard eye response curve



Abstrahlcharakteristik $I_{rel} = f(\varphi)$

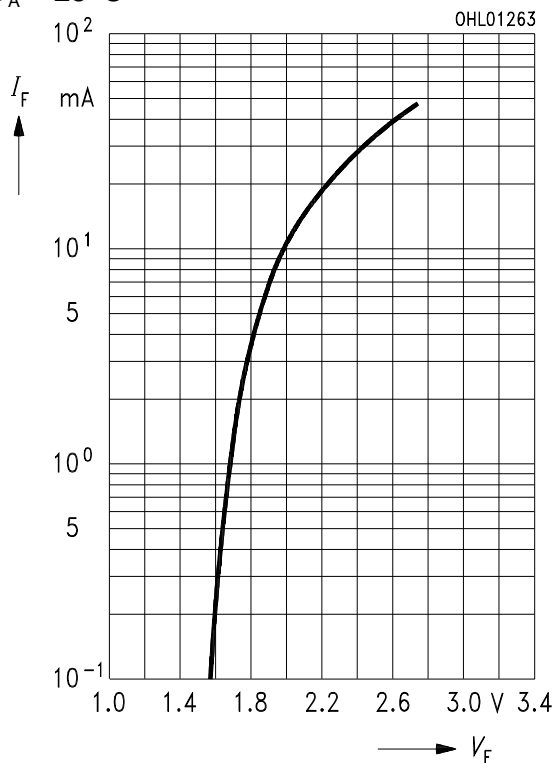
Radiation characteristic



Durchlaßstrom $I_F = f(V_F)$

Forward current

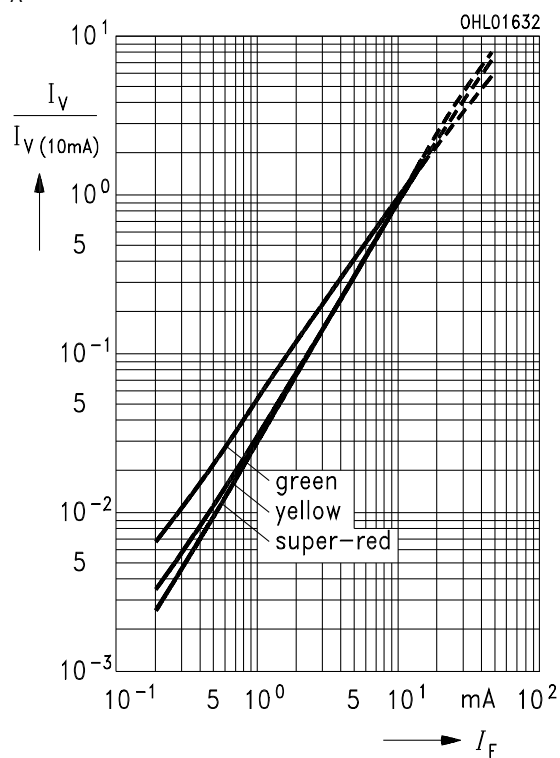
$T_A = 25\text{ °C}$



Relative Lichtstärke $I_V/I_{V(10\text{ mA})} = f(I_F)$

Relative luminous intensity

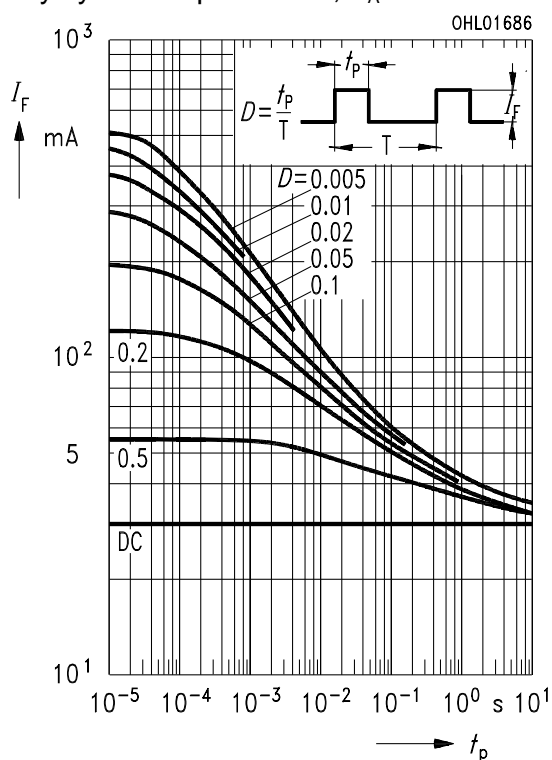
$T_A = 25\text{ °C}$



Zulässige Impulsbelastbarkeit $I_F = f(t_p)$

Permissible pulse handling capability

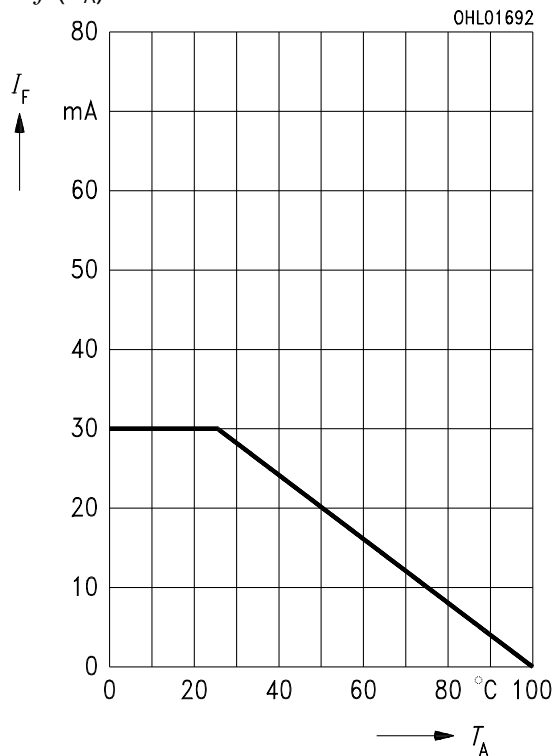
Duty cycle $D = \text{parameter}$, $T_A = 25\text{ °C}$



Maximal zulässiger Durchlaßstrom

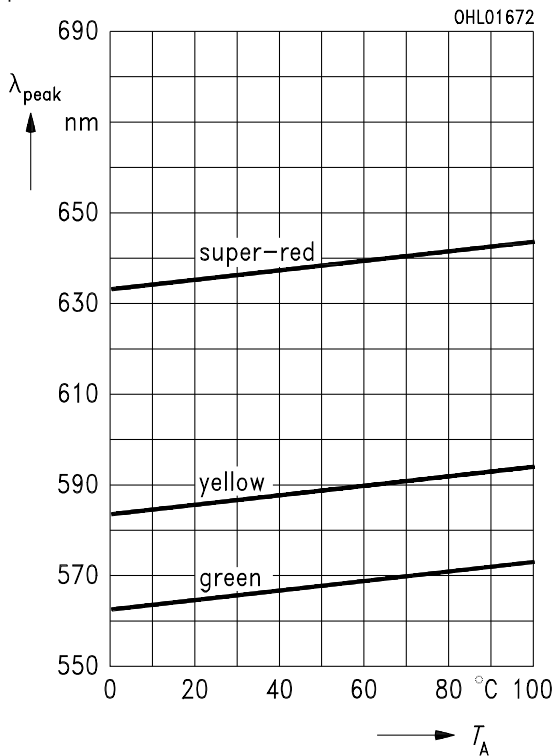
Max. permissible forward current

$I_F = f(T_A)$



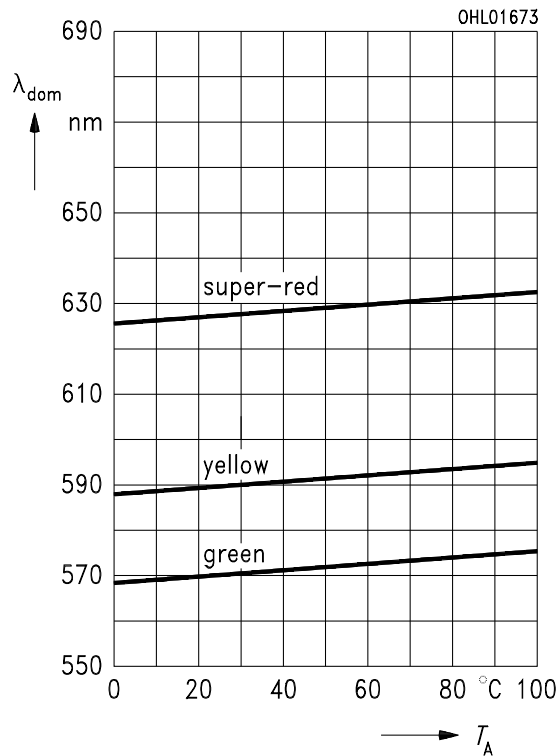
Wellenlänge der Strahlung Wavelength at peak emission

$$\lambda_{\text{peak}} = f(T_A), I_F = 20 \text{ mA}$$



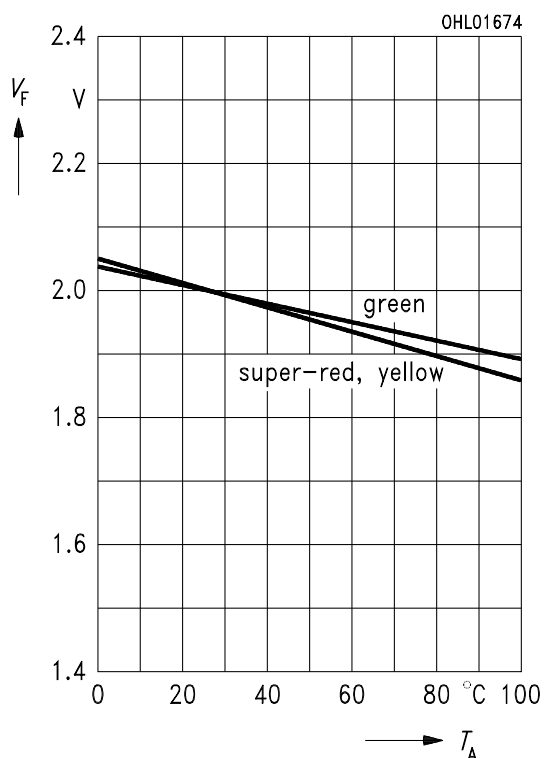
Dominantwellenlänge Dominant wavelength

$$\lambda_{\text{dom}} = f(T_A), I_F = 20 \text{ mA}$$



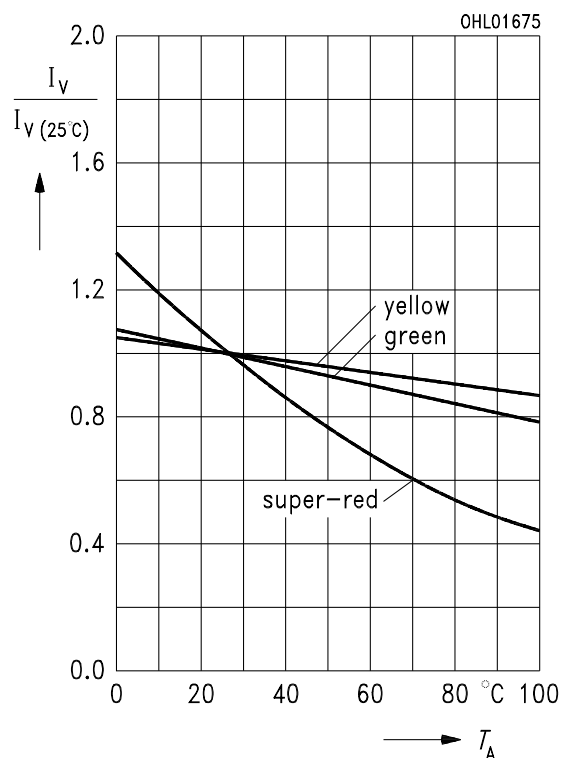
Durchlaßspannung $V_F = f(T_A)$ Forward voltage

$$I_F = 10 \text{ mA}$$

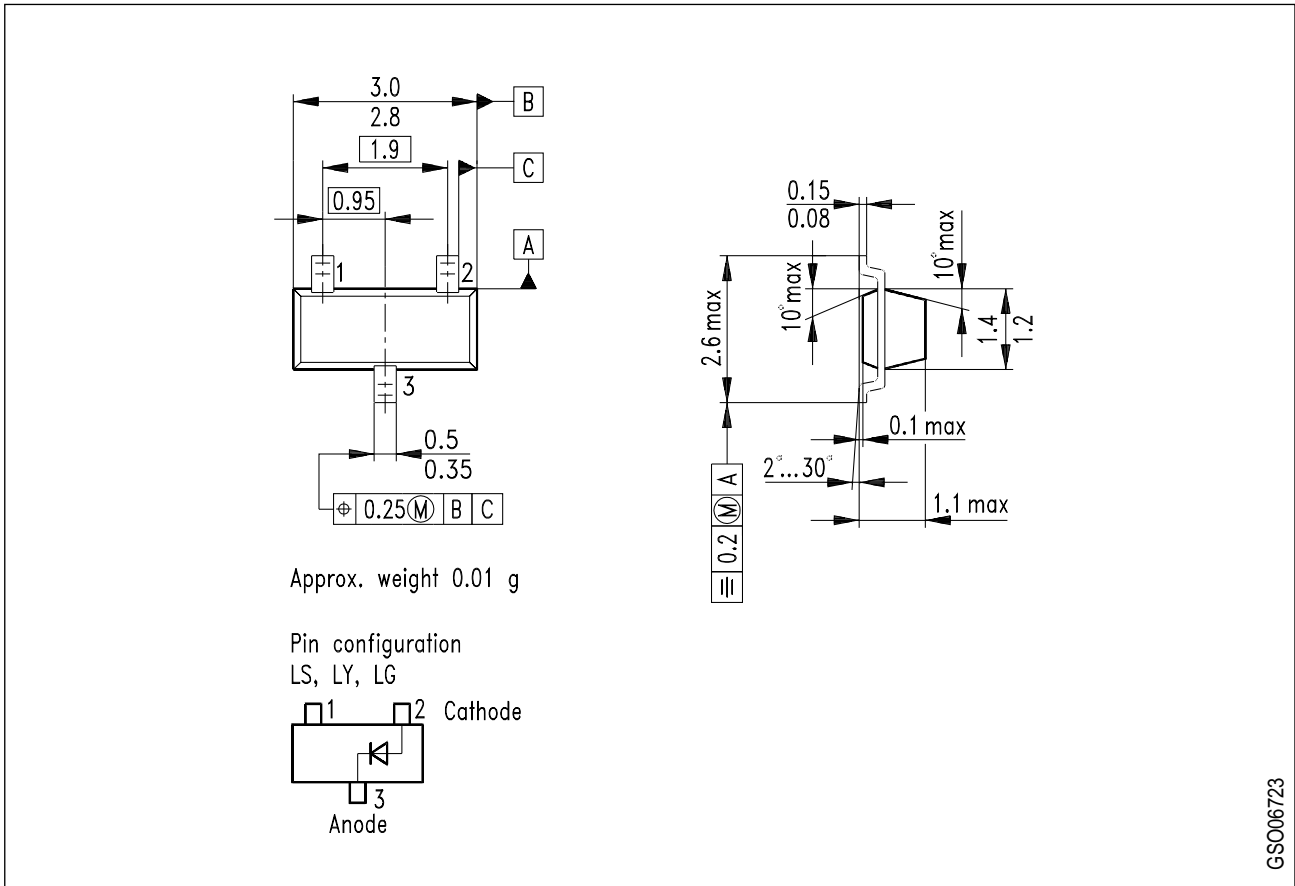


Relative Lichtstärke $I_V/I_{V(25^\circ\text{C})} = f(T_A)$ Relative luminous intensity

$$I_F = 10 \text{ mA}$$



Maßzeichnung (Maße in mm, wenn nicht anders angegeben)
Package Outlines (Dimensions in mm, unless otherwise specified)



Anschlußbelegung: (Draufsicht)
Pin configuration: (top view)