




SWITCHING DIODE LL4448

Switching Diode

Features

- Silicon Epitaxial Planer Diode
- Fast Switching Speed
- General Purpose Switching Applications



RoHS
COMPLIANT

Mechanical Data

Case:	Mini-Melf
Pingout:	
Terminals:	Solderable per MIL-STD-202E, Method 208C
Polarity:	Color band denotes cathode end
Mounting position:	
Weight:	0.00175 Ounce, 0.05 gram, approx

Maximum Ratings ($T_{Ambient}=25^{\circ}C$ unless noted otherwise)

Symbol	Description		Unit	Conditions
VRRM	Non-Repetitive Peak Reverse Voltage	100	V	
VRMS	Max Repetitive Peak Reverse Voltage	75	V	
IFM	Forward Continuous Current	500	mA	
t _{rr}	Max Reverse Recovery Time	4	nS	IF= 10mA, IR=10mA, IRR=1mA, RL=100Ω
IFSM	Non-Repetitive Peak Forward Surge Current	2.0	Amps	T=1.0μS, T=1.0S
		1.0		
PTOT	Power dissipation	500	mW	Note 1
TJ, TSTG	Operating and Storage Temperature	-65 to +175	°C	

Electrical Characteristics ($T_{Ambient}=25^{\circ}C$ unless noted otherwise)

Symbol	Description		Unit	Conditions
V _F	Max Instantaneous Forward Voltage	1.0	V	@10mA
I _R	Max DC Reverse Current at Rated DC Blocking Voltage	5.0	μA	VR=75V
		50		VR=70V, TJ=150°C
		30		VR=20V, TJ=150°C
C _J	Typical Junction Capacitance	4.0	pF	V _f =1V, f=1MHZ
Rθ-JA	Typical Thermal Resistance	300	°C/W	

Note:

1. Valid provided leads at a distance of 0.31" (8mm) from case are kept at ambient temperature

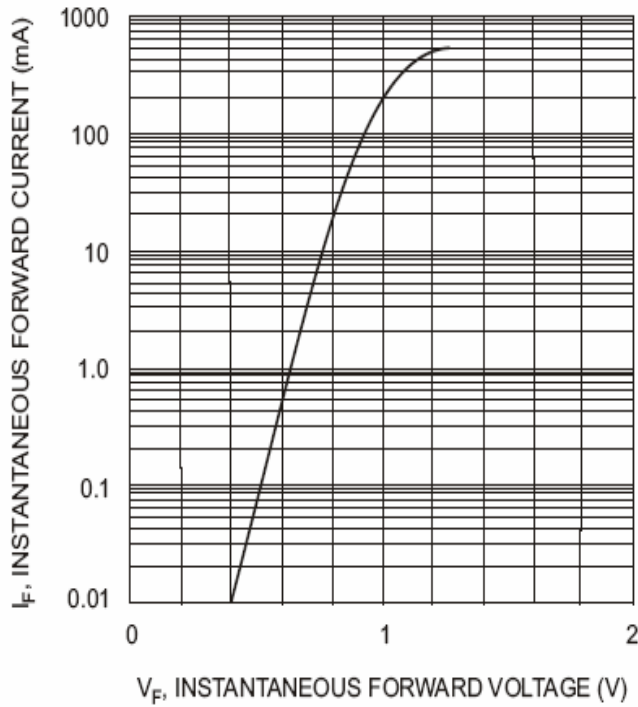
Ratings And Characteristic Curve LL4148:


Fig. 1 Forward Characteristics

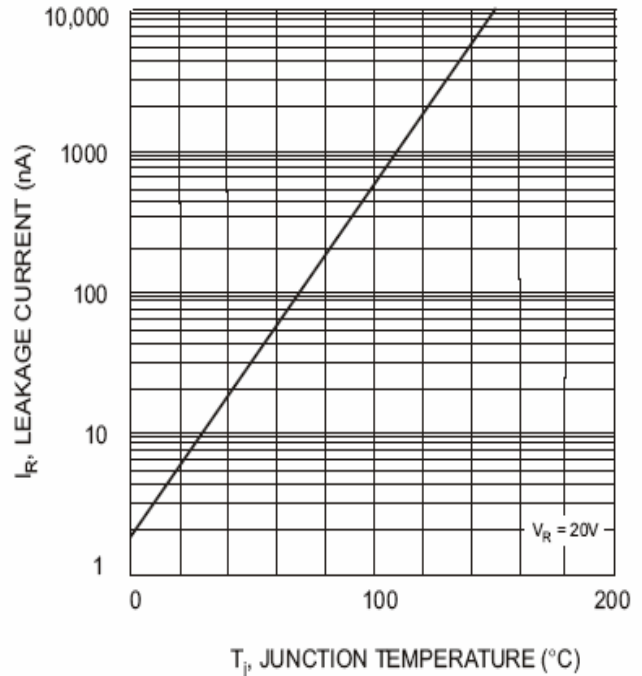
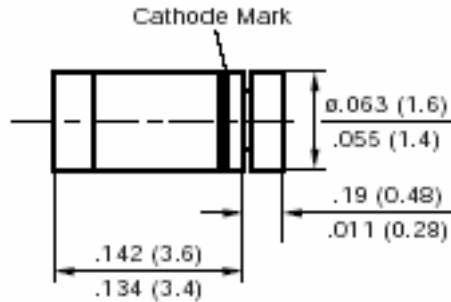


Fig. 2, Leakage Current vs Junction Temperature

Dimensions in inch (mm)



MINI-SELF

Contact us:

US HEADQUARTERS

MEI SEMI INC.

2902 Corvin Drive, Santa Clara, CA95051, USA

Tel: 1-408-733-0808 Fax: 1-408-733-2828