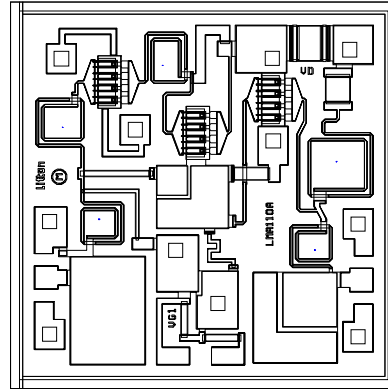


Features

- 2.7dB Typical Noise Figure
- 23dB Typical Gain
- 12dBm Saturated Output Power
- 12dB Input/Output Return Loss Typical
- 0.5-6GHz Frequency Bandwidth
- +8.5 Volts Dual Bias Supply
- DC Decoupled RF Input and Output
- Chip Size : 1.62mmX1.62mm (.064"X.064")
- Chip Thickness : 100µm
- Pad Dimension : 100µm²



Description

The Filtronic LMA110A is a GaAs monolithic distributive amplifier which operates from 0.5 to 6 GHz. This amplifier produces a typical gain of 23dB with a noise figure of 2.7dB. The LMA110A is suitable for wide-band low noise gain block, EW and commercial PCN applications. DC decoupled input and output RF port. Ground is provided to the circuitry through vias to the backside metallization.

Electrical Specifications at T_a=25°C

(VDD=+8.0V, Zin=Zout=50Ω)

Symbol	Parameter	Test Conditions	Min.	Limit Typ.	Max.	Units
BW	Operating Bandwidth		0.5		6	GHz
S21	Small Signal Gain	VD=8V, Vg=-.85V	20	23		dB
Ids	Drain Operating Current		60	100	150	mA
ΔS21	Small Signal Gain Flatness			±0.4	±1	dB
NF	Noise Figure	@ 50% Idss		2.7	3.5	dB
RLin	Input Return Loss			-10		dB
RLout	Output Return Loss			-10		dB
S12	Reverse Isolation		-35	-45		dB
P-1dB	1-dB Gain Compression Power		7	10		dBm

Absolute Maximum Ratings

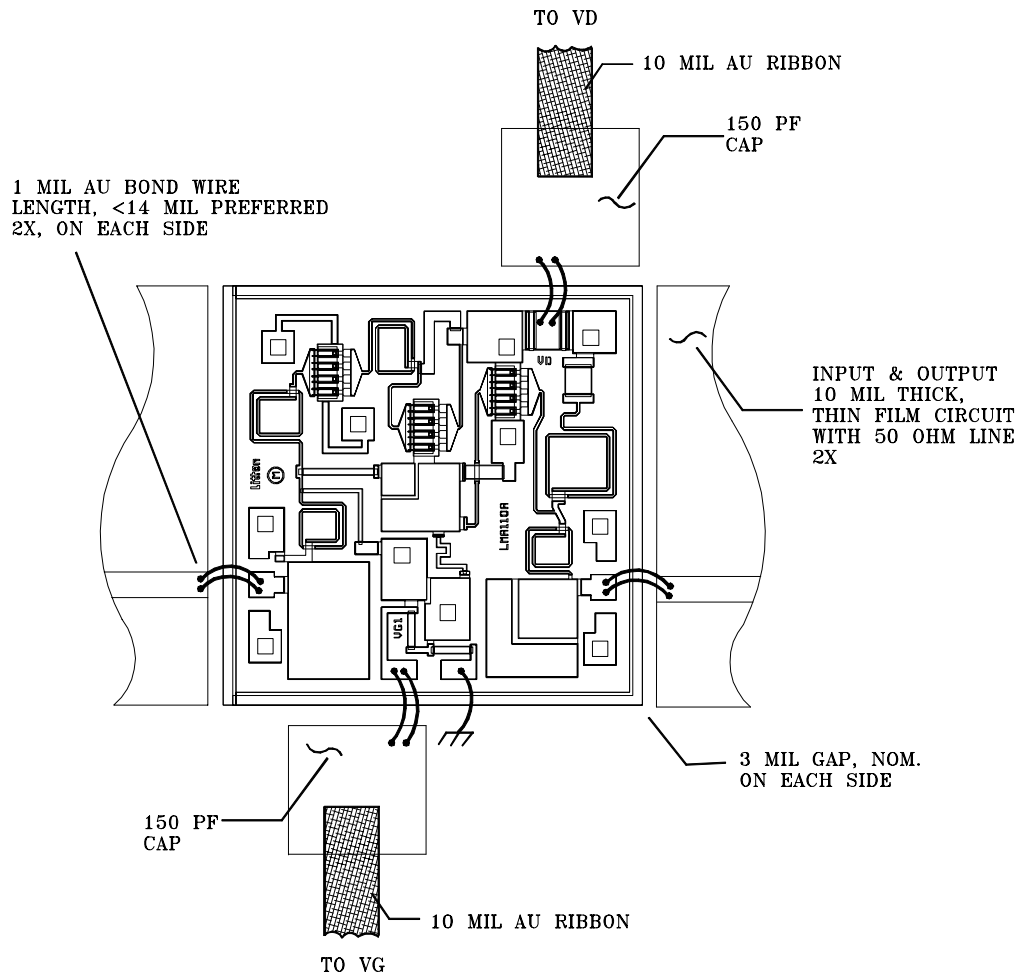
Symbol	Parameter/Conditions	Min.	Max.	Units
Vdd	Drain Supply Voltage		12	Volts
Idd	Total Drain Current		150	mA
Pin	RF Input Power		24	dBm
Pt	Power Dissipation		1.8	W
Tch	Operating Channel Temperature		150	°C
Tstg	Storage Temperature	-65	165	°C
Tmax.	Max. Assembly Temp. (1 min. max.)		300	°C

Notes:

1. This GaAs MMIC is susceptible to damage from Electrostatic Discharge. Proper precautions should be used when handling these devices.
2. Specifications subject to change without notice.

DSS 004 WD

Assembly Diagram

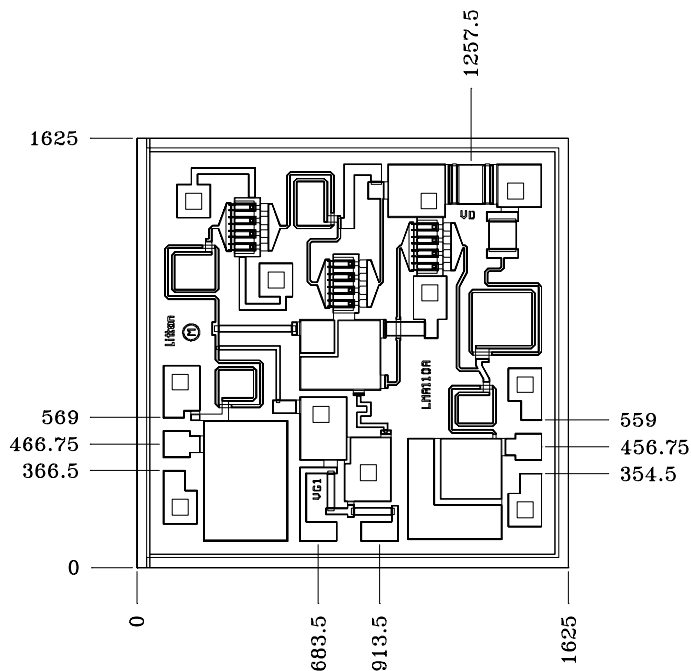


Notes:

- 1.) Recommended lead bond technique is thermocompression wedge bonding with 0.001" (25µm) diameter wire. The bond tool force shall be 35-38 gram. Bonding stage temperature shall be 230-240°C, heated tool (150-160°C) is recommended. Ultrasonic bonding is not recommended.
- 2.) The recommended die attach is Ablebond silver epoxy, the stabilize bake temperature is set at 150°C for 45 minutes.
- 3.) Bond on bond or stitch bond acceptable.
- 4.) Conductor over conductor acceptable. Conductors must not short.

DSS 004 WD

Mechanical Outline



Notes:

- 1.) Unless Otherwise specified.
- 2.) All units are in micron (μm).
- 3.) All bond pads are $100 \times 100 \mu\text{m}^2$.
- 4.) Bias pad (V_{DD}) size is $100 \times 121.5 \mu\text{m}^2$.