


# POWER TRANSFORMERS




## Split Bobbin Horizontal PC Mount

- ◆ 2500 VRMS hipot/ Class B 130°C Insulation
- ◆ Single 115VAC or dual 115/230VAC primaries
- ◆ Single or dual secondaries for series or parallel connection
- ◆ Power ratings from 1.1 to 36VA



## Low Profile Horizontal PC Mount

- ◆ 1500 VRMS hipot/ Class B 130°C Insulation
- ◆ Single 115VAC or dual 115/230VAC primaries
- ◆ Single or dual secondaries for series or parallel connection
- ◆ Power ratings from 2 to 48VA



VA	Part Number*	Secondary RMS Rating	
		Series	Parallel
1.1	ST0110	10V CT @ 0.11A	5V @ 0.22A
2.4	ST0210	10V CT @ 0.25A	5V @ 0.5A
6.0	ST0610	10V CT @ 0.6A	5V @ 1.2A
12.0	ST1210	10V CT @ 1.2A	5V @ 2.4A
20.0	ST2010	10V CT @ 2.0A	5V @ 4.0A
36.0	ST3610	10V CT @ 3.6A	5V @ 7.2A
1.1	ST0112	12.6V CT @ 0.09A	6.3V @ 0.18A
2.4	ST0212	12.6V CT @ 0.2A	6.3V @ 0.4A
6.0	ST0612	12.6V CT @ 0.5A	6.3V @ 1.0A
12.0	ST1212	12.6V CT @ 1.0A	6.3V @ 2.0A
20.0	ST2012	12.6V CT @ 1.6A	6.3V @ 3.2A
36.0	ST3612	12.6V CT @ 2.85A	6.3V @ 5.7A
1.1	ST0116	16V CT @ 0.07A	8V @ 0.14A
2.4	ST0216	16V CT @ 0.15A	8V @ 0.3A
6.0	ST0616	16V CT @ 0.4A	8V @ 0.8A
12.0	ST1216	16V CT @ 0.8A	8V @ 1.6A
20.0	ST2016	16V CT @ 1.25A	8V @ 2.5A
36.0	ST3616	16V CT @ 2.25A	8V @ 4.5A
1.1	ST0120	20V CT @ 0.055A	10V @ 0.11A
2.4	ST0220	20V CT @ 0.12A	10V @ 0.24A
6.0	ST0620	20V CT @ 0.3A	10V @ 0.6A
12.0	ST1220	20V CT @ 0.6A	10V @ 1.2A
20.0	ST2020	20V CT @ 1.0A	10V @ 2.0A
36.0	ST3620	20V CT @ 1.8A	10V @ 3.6A
1.1	ST0124	24V CT @ 0.045A	12V @ 0.09A
2.4	ST0224	24V CT @ 0.1A	12V @ 0.2A
6.0	ST0624	24V CT @ 0.25A	12V @ 0.5A
12.0	ST1224	24V CT @ 0.5A	12V @ 1.0A
20.0	ST2024	24V CT @ 0.8A	12V @ 1.6A
36.0	ST3624	24V CT @ 1.5A	12V @ 3.0A
1.1	ST0128	28V CT @ 0.04A	14V @ 0.08A
2.4	ST0228	28V CT @ 0.085A	14V @ 0.17A
6.0	ST0628	28V CT @ 0.2A	14V @ 0.4A
12.0	ST1228	28V CT @ 0.42A	14V @ 0.84A
20.0	ST2028	28V CT @ 0.7A	14V @ 1.4A
36.0	ST3628	28V CT @ 1.3A	14V @ 2.6A
1.1	ST0136	36V CT @ 0.03A	18V @ 0.06A
2.4	ST0236	36V CT @ 0.065A	18V @ 0.13A
6.0	ST0636	36V CT @ 0.17A	18V @ 0.34A
12.0	ST1236	36V CT @ 0.35A	18V @ 0.7A
20.0	ST2036	36V CT @ 0.55A	18V @ 1.1A
36.0	ST3636	36V CT @ 1.0A	18V @ 2.0A
1.1	ST0148	48V CT @ 0.023A	24V @ 0.046A
2.4	ST0248	48V CT @ 0.05A	24V @ 0.1A
6.0	ST0648	48V CT @ 0.125A	24V @ 0.25A
12.0	ST1248	48V CT @ 0.25A	24V @ 0.5A
20.0	ST2048	48V CT @ 0.4A	24V @ 0.8A
36.0	ST3648	48V CT @ 0.75A	24V @ 1.5A
1.1	ST0156	56V CT @ 0.02A	28V @ 0.04A
2.4	ST0256	56V CT @ 0.045A	28V @ 0.09A
6.0	ST0656	56V CT @ 0.11A	28V @ 0.22A
12.0	ST1256	56V CT @ 0.22A	28V @ 0.44A
20.0	ST2056	56V CT @ 0.35A	28V @ 0.7A
36.0	ST3656	56V CT @ 0.65A	28V @ 1.3A
1.1	ST01120	120V CT @ 0.01A	60V @ 0.02A
2.4	ST02120	120V CT @ 0.02A	60V @ 0.04A
6.0	ST06120	120V CT @ 0.05A	60V @ 0.1A
12.0	ST12120	120V CT @ 0.1A	60V @ 0.2A
20.0	ST20120	120V CT @ 0.16A	60V @ 0.32A
36.0	ST36120	120V CT @ 0.3A	60V @ 0.6A

\* For Dual Primary Specify STD

## APX Power Transformer Capabilities:

### VDE Bobbins For international use

### High Frequency Ferrite bobbins

- Toroidal
- Multi-tap
- Planar
- Chokes
- Flyback

Custom designs from Micro power up and high volume at low cost

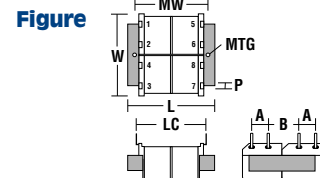
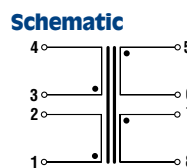
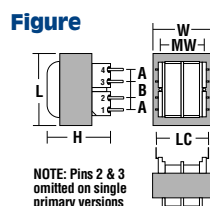
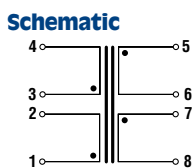
VA	Part Number*	Secondary RMS Rating	
		Series	Parallel
2.5	LP0210	10V CT @ .25A	5V @ .5A
6.0	LP0610	10V CT @ .6A	5V @ 1.2A
12.0	LP1210	10V CT @ 1.2A	5V @ 2.4A
24.0	LP2410	10V CT @ 2.4A	5V @ 4.8A
48.0	LP4810	10V CT @ 4.8A	5V @ 9.6A
2.5	LP0212	12.6V CT @ .2A	6.3V @ .4A
6.0	LP0612	12.6V CT @ .45A	6.3V @ .9A
12.0	LP1212	12.6V CT @ .9A	6.3V @ 1.8A
24.0	LP2412	12.6V CT @ 1.9A	6.3V @ 3.8A
48.0	LP4812	12.6V CT @ 3.8A	6.3V @ 7.6A
2.5	LP0216	16V CT @ .155A	8V @ .31A
6.0	LP0616	16V CT @ .35A	8V @ .7A
12.0	LP1216	16V CT @ .7A	8V @ 1.4A
24.0	LP2416	16V CT @ 1.5A	8V @ 3.0A
48.0	LP4816	16V CT @ 3.0A	8V @ 6.0A
2.5	LP0220	20V CT @ .125A	10V @ .25A
6.0	LP0620	20V CT @ .5A	10V @ .6A
12.0	LP1220	20V CT @ .6A	10V @ 1.2A
24.0	LP2420	20V CT @ 1.2A	10V @ 2.4A
48.0	LP4820	20V CT @ 2.4A	10V @ 4.8A
2.5	LP0224	24V CT @ .1A	12V @ .2A
6.0	LP0624	24V CT @ .25A	12V @ .5A
12.0	LP1224	24V CT @ .5A	12V @ 1.0A
24.0	LP2424	24V CT @ 1.0A	12V @ 2.0A
48.0	LP4824	24V CT @ 2.0A	12V @ 4.0A
2.5	LP0230	30V CT @ .085A	15V @ .170A
6.0	LP0630	30V CT @ .2A	15V @ .4A
12.0	LP1230	30V CT @ .4A	15V @ .8A
24.0	LP2430	30V CT @ .8A	15V @ 1.6A
48.0	LP4830	30V CT @ 1.6A	15V @ 3.2A
2.5	LP0234	34V CT @ .075A	17V @ .150A
6.0	LP0634	34V CT @ .17A	17V @ .34A
12.0	LP1234	34V CT @ .34A	17V @ .68A
24.0	LP2434	34V CT @ .7A	17V @ 1.4A
48.0	LP4834	34V CT @ 1.4A	17V @ 2.8A
2.5	LP0240	40V CT @ .06A	20V @ .12A
6.0	LP0640	40V CT @ .15A	20V @ .3A
12.0	LP1240	40V CT @ .3A	20V @ .6A
24.0	LP2440	40V CT @ .6A	20V @ 1.2A
48.0	LP4840	40V CT @ 1.2A	20V @ 2.4A
2.5	LP0256	56V CT @ .045A	28V @ .09A
6.0	LP0656	56V CT @ .1A	28V @ .2A
12.0	LP1256	56V CT @ .2A	28V @ .4A
24.0	LP2456	56V CT @ .425A	28V @ .85A
48.0	LP4856	56V CT @ .85A	28V @ 1.7A
2.5	LP0288	88V CT @ .028A	44V @ .056A
6.0	LP0688	88V CT @ .065A	44V @ .13A
12.0	LP1288	88V CT @ .13A	44V @ .26A
2.5	LP02120	120V CT @ .02A	60V @ .04A
6.0	LP06120	120V CT @ .05A	60V @ .1A
12.0	LP12120	120V CT @ .1A	60V @ .2A
2.5	LP02230	240V CT @ .01A	120V @ .02A
6.0	LP06230	240V CT @ .025A	120V @ .05A
12.0	LP12230	240V CT @ .05A	120V @ .1A

\* For Dual Primary Specify LPD

VA	L	W	H	A	B	LC	MW	Pin	Mtg.
1.1	34.9	28.6	23.8	6.4	6.4	30.5	—	1.05	—
2.4	34.9	28.6	30.1	6.4	6.4	30.5	—	1.05	—
6.0	41.3	33.3	33.3	6.4	8.9	32.5	26.9	1.05	#4
12.0	47.6	39.7	36.5	7.6	10.2	35.8	31.8	1.05	#4
20.0	57.2	47.6	36.5	7.6	10.2	40.6	38.1	1.05	#4
36.0	66.7	55.5	39.7	10.2	10.2	47.0	†	1.05	†

† Size 36VA has 4 mtg. holes on 55.37 x 44.45 centers for a #6 screw.

VA	L	W	H	A	B	LC	MW	Pin	Mtg.
2.5	47.5	39.6	16.5	9.5	9.5	40.6	—	1.04 x 0.51	—
6.0	47.5	39.6	21.6	9.5	9.5	40.6	—	1.04 x 0.51	—
12.0	63.5	50.8	27.1	12.7	12.7	50.8	—	1.04 x 0.51	—
24.0	72.9	57.2	31.8	15.2	13.5	58.3	61.2	1.04	#4
48.0	79.2	63.5	34.9	15.2	16.8	65.4	66.5	1.04	#6



Note: All dimensions in millimeters. Specifications subject to change.

