

| | | |
|---------------------|---|---|
| PRREPARED BY : DATE | <p style="text-align: center;">SHARP</p> <p>LIQUID CRYSTAL DISPLAY GROUP SHARP CORPORATION</p> <p style="text-align: center;">SPECIFICATION</p> | SPEC No. LD - 1 1 2 0 6 |
| APPROVED BY : DATE | | FILE No. |
| | | ISSUE: February 19 .1999 |
| | | Page : 6 Page |
| | | APPLICABLE GROUP Liquid Crystal Display Group |

DEVICE SPECIFICATION FOR

BACKLIGHT UNIT

MODEL No. LQ0DDB5166

CUSTOMER'S APPROVAL

DATE _____

BY _____

PRESENTED
BY *M. Tanimura*
M.TANIMURA
Department General Manager
Module Engineering
TFT DIVISION II
TFT LIQUID CRYSTAL GROUP
SHARP CORPORATION

(1) Subject

LQ0DDB5166 : Literature on backlight unit for 38cm(15.0") TFT-LCD module.

- > These specification sheets are the proprietary product of SHARP CORPORATION (SHARP) and include materials protected under copyright of SHARP. Do not reproduce or cause any third party to reproduce them in any form or by any means, electronic or mechanical, for any purpose, in whole or in part, without the express written permission of SHARP.
- > The device listed in these specification sheets was designed and manufactured for use in OA equipment.
- > In case of using the device for applications such as control and safety equipment for transportation (aircraft, trains, automobiles, etc.), rescue and security equipment and various safety related equipment which require higher reliability and safety, take into consideration that appropriate measures such as fail-safe functions and redundant system design should be taken.
- > Do not use the device for equipment that requires an extreme level of reliability, such as aerospace applications, telecommunication equipment(trunk lines), nuclear power control equipment and medical or other equipment for life support.
- > SHARP assumes no responsibility for any damage resulting from the use of the device which does not comply with the instructions and the precautions specified in these specification sheets.

Contact and consult with a SHARP sales representative for any questions about this device.

(2) Introduction

This backlight unit is a service part for 38cm TFT-LCD module (LQ150X1DG11/16) of which backlight is designed to be replaceable. This is composed with lamp unit, lamp reflector and a lamp holder.

(3) Construction and Outline

Fig. 1. is a figure of external form of lamp unit.

Fig. 2. is a figure of external form of backlight unit.

(4) Input / Output terminals

4-1) I/O terminal order

Table 1

| Pin No. | Symbol | i/o | Description |
|---------|-------------------|-----|---|
| 1 | V _{HIGH} | i | Power supply for lamp (High voltage side) |
| 2 | NC | - | No connection |
| 3 | V _{LOW} | i | Power supply for lamp (Low voltage side) |

4-2) I/O connector

- 1) Installed socket housing : BHR-03VS-1
- 2) Applicable connector housing : SM02(8.0)B-BHS-1
(produced by Japan Solderless Terminal MFG CO., LTD.)

(5) Electrical characteristics

Table 2

Ta=25°C

| Parameter | Symbol | MIN. | TYP. | MAX. | Unit | Remarks |
|-------------------|----------------|--------|--------|-------|-------|--------------------------|
| Lamp current | I _L | - | - | 6.0 | mArms | (just for reference) |
| Lamp voltage | V _L | - | 660 | - | Vrms | 【Note 1】 |
| Power consumption | W _L | - | 4.0 | - | W | 【Note 2】 |
| Frequency | F _L | 20 | 60 | 70 | kHz | I _L =6.0mArms |
| Kick-off voltage | V _s | - | - | 1,250 | Vrms | Ta=25°C |
| | | - | - | 1,450 | Vrms | Ta=0°C |
| Lamp life | L _L | 30,000 | 50,000 | - | hours | 【Note 3】 |

【Note 1】 Available current range considering light-adjustment.

【Note 2】 Calculated value for reference (I_L × V_L)

【Note 3】 Lamp life terminates when the luminance under the rated power reached 50% of the initial value after the continuous operation in the room temperature.

(6) Optical characteristics

Table 3

Ta=25°C

| Parameter | Symbol | MIN. | TYP. | MAX. | Unit | Remarks |
|--------------|----------------|-------|-------|------|-------------------|----------------------|
| Luminance | Y _L | 25200 | 28000 | | cd/m ² | (just for reference) |
| Chromaticity | X | | 0.295 | | | 【Note 4】 |
| | Y | | 0.273 | | | |

【Note 4】 The measurement shall be executed 15~20 minutes after lighting attracted power.

The value is measured at the center of the cold cathode fluorescent tube at a viewing cone 0.1° by TOPCON luminance meter BM-7.

(7) Environmental condition

- 7-1) Operating temperature range : It is based on the conformity module.
- 7-2) Storage temperature range : It is based on the conformity module.

(8) Procedure to exchange backlight unit

Fig. 3 shows the procedure to exchange backlight unit.

* As working, please put on the finger stall, and pay attention by the handling not to pollute the lamp.

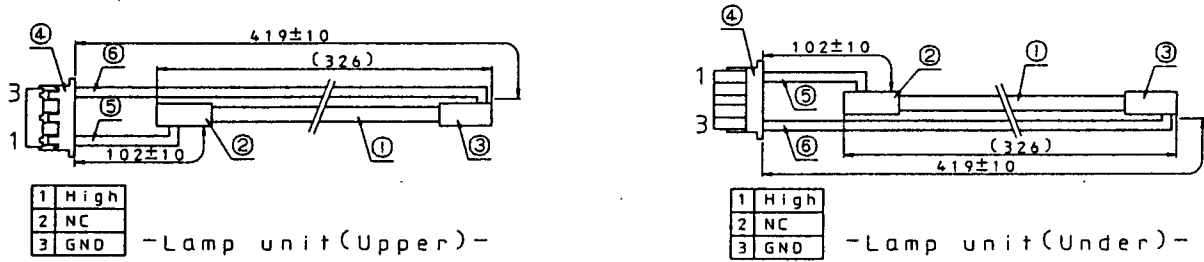
- 8-1) Make the module into a back direction, and remove the fixation screw of a backlight.
- 8-2) Pull the backlight unit to the arrow direction, and remove it.
- 8-3) Replace the backlight units for maintenance.
- 8-4) In opposite procedure, please assemble the removed parts again.

(9) Packing form

Packing form is shown Fig.4.

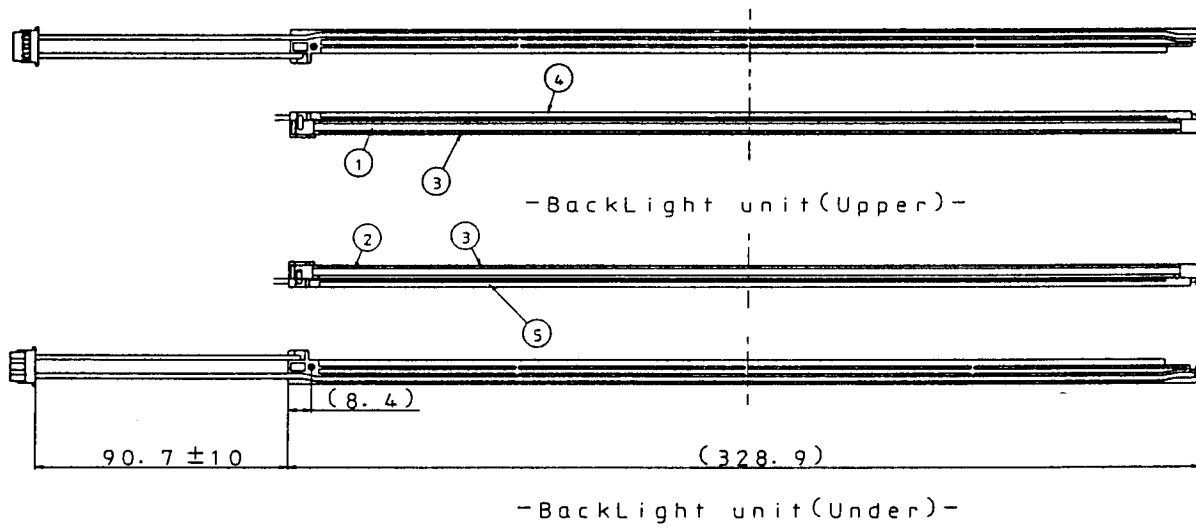
(10) Others

If any problem occurs in relation to the description in the present specifications or other relevant items, it shall be eliminated in all sincerity through discussion.



| Part unit | Q'ty | Material |
|------------------------|------|------------------------|
| 1 Lamp | 1 | φ2.6 L=321 |
| 2 Lamp rabber cushionH | 1 | Silicon rubber(SH502U) |
| 3 Lamp rabber cushionG | 1 | Silicon rubber(SH502U) |
| 4 Connector | 1 | BHR-03VS-1(JST) |
| 5 WireH | 1 | UL10267W Pink |
| 6 WireG | 1 | UL10267W White |

Fig. 1. Outline drawing of lamp unit



| Part unit | Q'ty | Material |
|----------------------|------|-----------------|
| 1 Lamp unit(Upper) | 1 | φ2.6 L=321 |
| 2 Lamp unit(Under) | 1 | φ2.6 L=321 |
| 3 Lamp reflecter | 2 | PET |
| 4 Lamp holder(Upper) | 1 | PC(GF10%) White |
| 5 Lamp holder(Under) | 1 | PC(GF10%) White |

Fig. 2. Outline drawig of BackLight unit

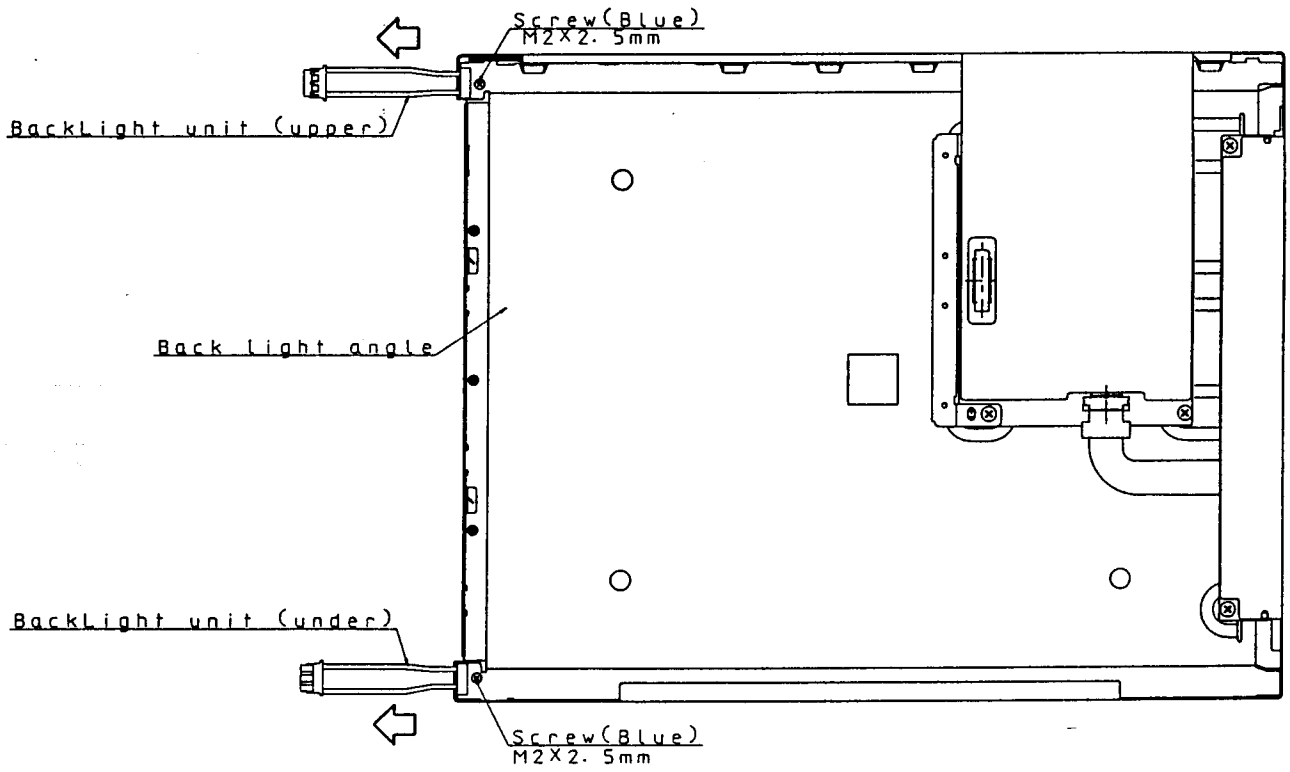
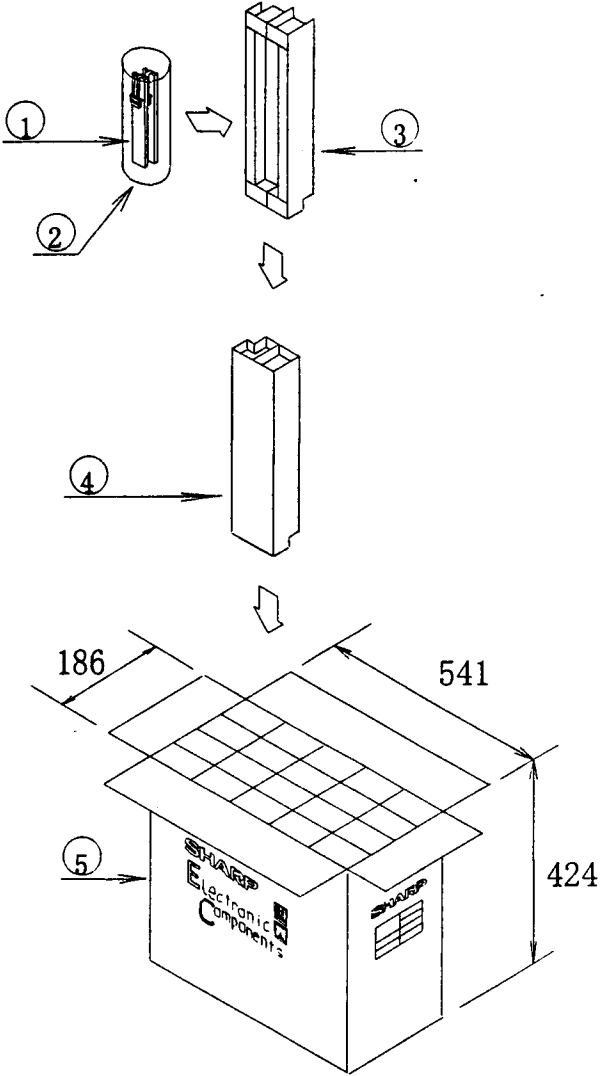


Fig. 3



| No. | Part unit | Q'ty |
|-----|----------------|-------|
| 1 | Lamp Unit × 2 | 20set |
| 2 | Air cap sheets | 20 |
| 3 | Bumper | 20 |
| 4 | Unit Carton | 20 |
| 5 | Master Carton | 1 |

20 units in each carton
 Total weight (g) : 4,000 g

| | |
|-----------|------------|
| TYPE | LQ0BDD5166 |
| QUANTITY | 20 |
| LOT(DATE) | |

Fig. 4. Package form

CCFT, Backlight, LQ0DDB5166