

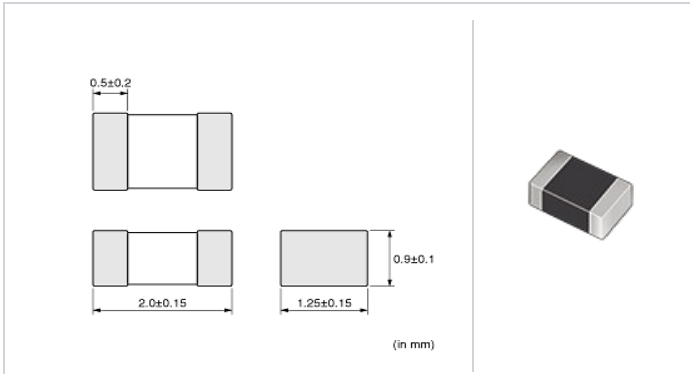
LQM21PN1R0NGR#

"#" indicates a package specification code.



< List of part numbers with package codes >
 LQM21PN1R0NGRD , LQM21PN1R0NGRB

Shape



| | |
|------------------------|--------------|
| L size | 2.0 ±0.15mm |
| W size | 1.25 ±0.15mm |
| T size | 0.9 ±0.1mm |
| Size code in inch (mm) | 0805 (2012) |

Notes

In operating temperatures exceeding +85°C, derating of current is necessary for the LQM21P_GR series.
 Please apply the derating curve shown in the chart according to the operating temperature.
 Please consider "Notice (Rating)."
 When rated current is applied to the products, the temperature rise caused by self-generated heat shall be limited to 40°C max.

References

| Packaging code | Specifications | Minimum quantity |
|----------------|---------------------|------------------|
| D | φ180mm Paper taping | 4000 |
| B | Packing in bulk | 1000 |

| Mass (Typ.) | |
|-------------|--------|
| 1 piece | 0.012g |

Specifications

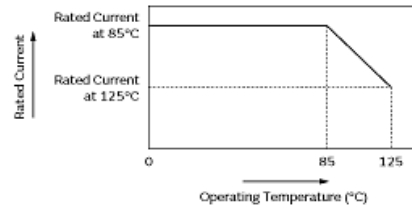
| | |
|---|--|
| Inductance | 1.0μH ±30% |
| Inductance test frequency | 1MHz |
| Rated current (Itemp) (Based on Temperature rise) | 1.3A(Ambient temp.85°C) 0.95A(Ambient temp.125°C) |
| Max. of DC resistance | 0.0825Ω |
| Avg. of DC resistance | 0.066Ω±25% |
| Self resonance frequency (min.) | 50MHz |
| Operating temperature range | -55°C to 125°C |
| Class of magnetic shield | Ferrite Core |
| Series | LQM21PN_GR |

Attention

- This datasheet is downloaded from the website of Murata Manufacturing Co., Ltd. Therefore, it's specifications are subject to change or our products in it may be discontinued without advance notice. Please check with our sales representatives or product engineers before ordering.
- This datasheet has only typical specifications because there is no space for detailed specifications. Therefore, please review our product specifications or consult the approval sheet for product specifications before ordering.

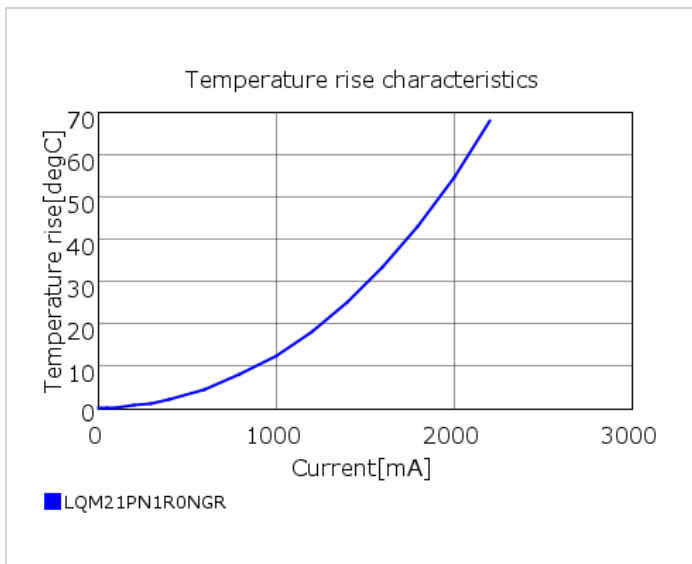
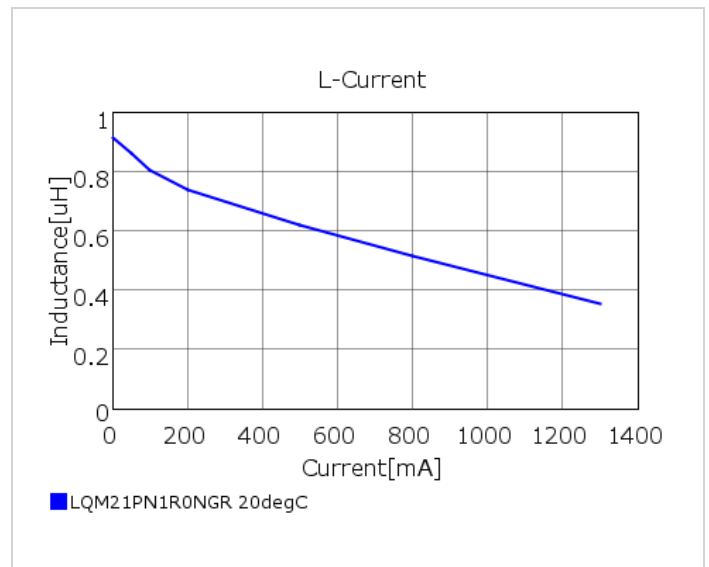
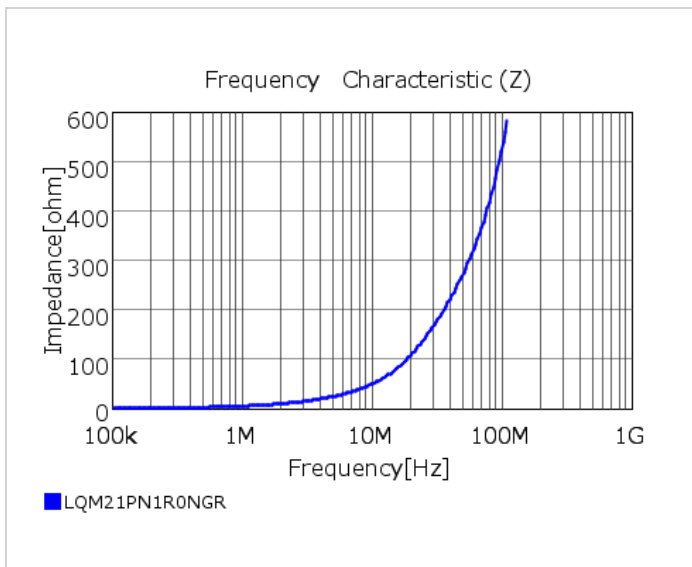
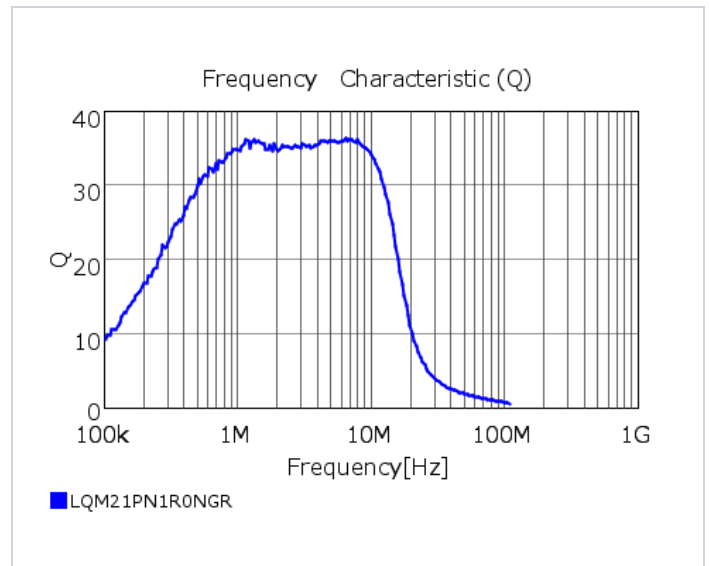
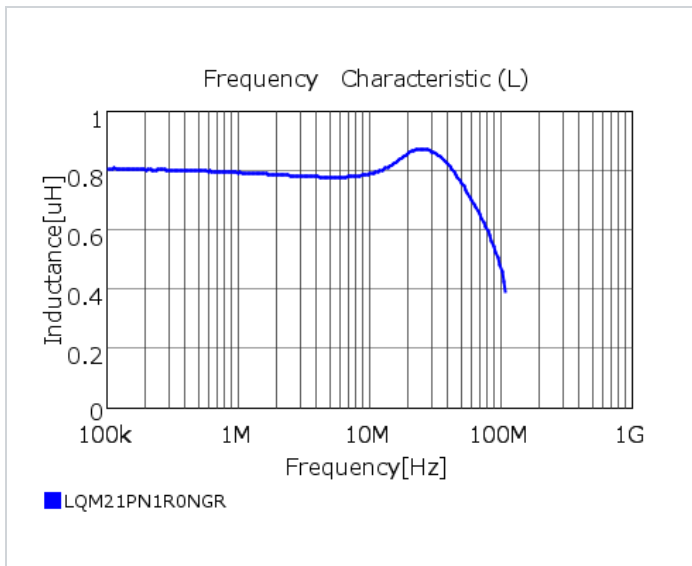
In operating temperatures exceeding +85°C, derating of current is necessary for this series.
Please apply the derating curve shown in the chart according to the operating temperature.

Derating of Rated Current



 **Attention**

- 1.This datasheet is downloaded from the website of Murata Manufacturing Co., Ltd. Therefore, it's specifications are subject to change or our products in it may be discontinued without advance notice. Please check with our sales representatives or product engineers before ordering.
- 2.This datasheet has only typical specifications because there is no space for detailed specifications.
Therefore, please review our product specifications or consult the approval sheet for product specifications before ordering.



⚠ Attention

- 1.This datasheet is downloaded from the website of Murata Manufacturing Co., Ltd. Therefore, it's specifications are subject to change or our products in it may be discontinued without advance notice. Please check with our sales representatives or product engineers before ordering.
- 2.This datasheet has only typical specifications because there is no space for detailed specifications. Therefore, please review our product specifications or consult the approval sheet for product specifications before ordering.