



LR18113

LINEAR INTEGRATED CIRCUIT

1.6X LINEAR FAN DRIVER WITH ENABLE CONTROL

DESCRIPTION

The UTC **LR18113** is a low output resistance 1.6X positive voltage linear fan driver with very low dropout voltage at up to 500mA. The UTC **LR18113** consists of an error amplifier, output stage, voltage divider, over temperature protection, current limiting scheme and Enable Control logic. V_{OUT} voltage follows the 1.6 times of V_{SET} voltage until it reaches V_{IN} voltage. The V_{SET} voltage must be larger than 1V to guarantee V_{OUT} 1.6 times of V_{SET} . Good regulation over variation in line, load and temperature is also provided by UTC **LR18113**.

FEATURES

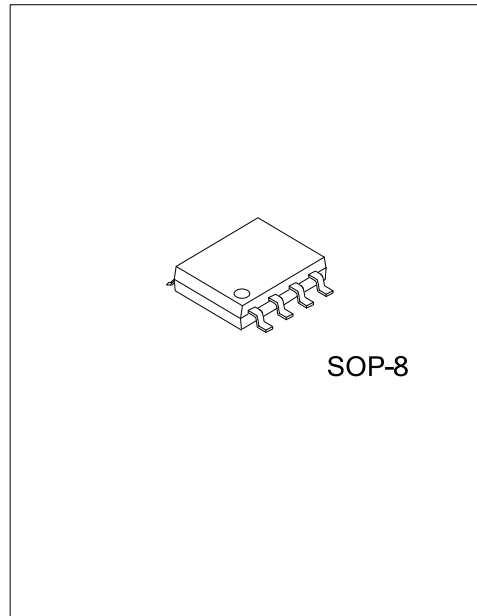
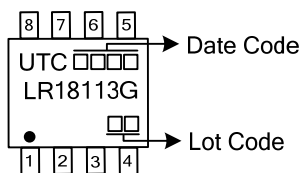
- * V_{OUT} Follows 1.6 Times of V_{SET}
- * 0.3Ω Output Resistance @ 0.5A
- * Over Temperature Protection
- * Current Limiting Protection
- * Enable control

ORDERING INFORMATION

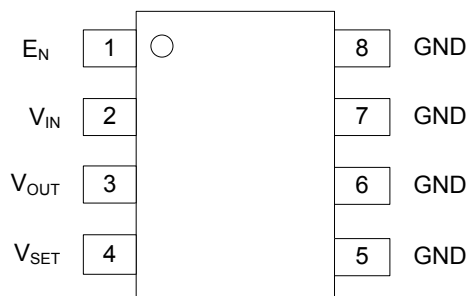
Ordering Number	Package	Packing
LR18113G-S08-R	SOP-8	Tape Reel

<p>LR18113G-S08-R</p> <p>(1) Packing Type (2) Package Type (3) Green Package</p>	<p>(1) R: Tape Reel (2) S08: SOP-8 (3) G: Halogen Free and Lead Free</p>
--	--

MARKING



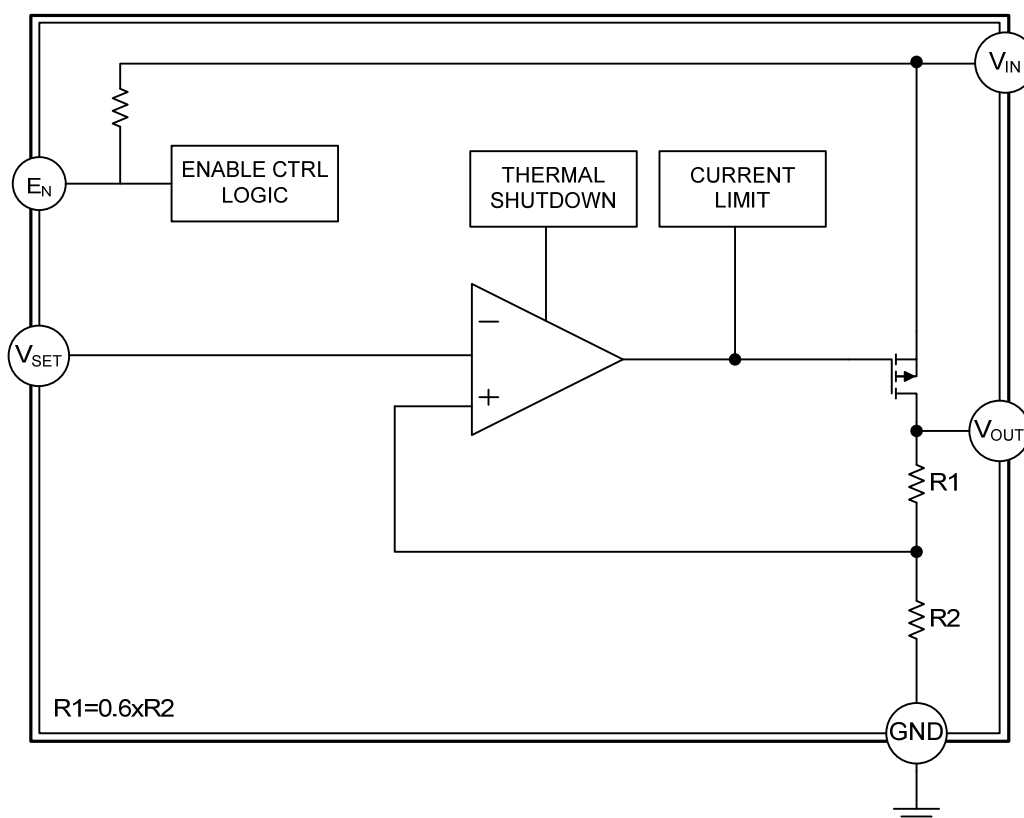
■ PIN CONFIGURATION



■ PIN DESCRIPTION

PIN NO.	NAME	DESCRIPTION
1	E_N	Enable Input.
2	V_{IN}	Supply Input.
3	V_{OUT}	This pin is output voltage of regulator. Its voltage is 1.6 times of V_{SET} .
4	V_{SET}	This pin sets output voltage. Its voltage must be larger than 1V to guarantee V_{OUT} 1.6 times of V_{SET} .
5~8	GND	Common Ground. Use all four pins on SOP-8 device for heat sinking.

■ BLOCK DIAGRAM



■ ABSOLUTE MAXIMUM RATING (unless otherwise specified)

PARAMETER	SYMBOL	RATINGS	UNIT
Supply Input Voltage	V_{IN}	-0.3 ~ +7	V
Enable Input Voltage	V_{EN}	0 ~ 7	V
Power Dissipation	P_D	Internally Limited	
Junction Temperature	T_J	+150	°C
Operation Temperature	T_{OPR}	-40~+85	°C
Storage Temperature	T_{STG}	-65~+150	°C

Note: Absolute maximum ratings are those values beyond which the device could be permanently damaged. Absolute maximum ratings are stress ratings only and functional device operation is not implied..

■ THERMAL DATA

PARAMETER	SYMBOL	RATING	UNIT
Junction to Ambient	θ_{JA}	156	°C/W
Junction to Case	θ_{JC}	39	°C/W

■ RECOMMENDED OPERATING CONDITIONS

PARAMETER	SYMBOL	MIN	TYP	MAX	UNITS
Supply Voltage	V_{CC}	4.5		6	V
Operating Temperature	T_A	-40		+85	°C

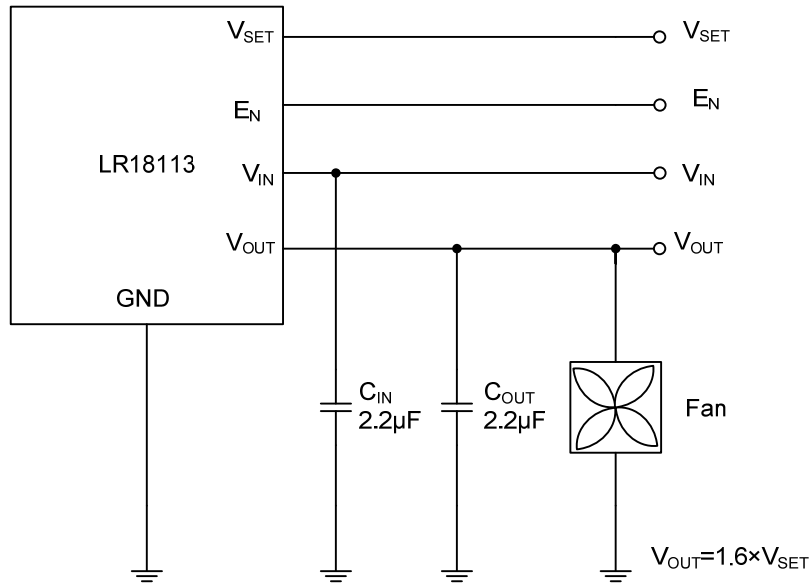
■ ELECTRICAL CHARACTERISTICS

($V_{SET}=2V$, $V_{EN}=5V$, $V_{IN}=5V$, $I_{OUT}=0.5A$, $C_{IN}=2.2\mu F$, $C_{OUT}=2.2\mu F$, $T_A=T_J=25^\circ C$, unless otherwise specified)(Note)

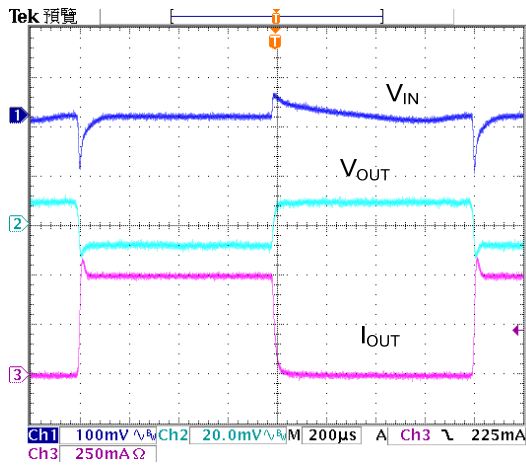
PARAMETER	SYMBOL	CONDITIONS	MIN	TYP	MAX	UNIT
V_{IN}						
Supply Voltage	V_{CC}		4.5		6	V
Quiescent Current	I_Q	$V_{OUT}=5V$			3	mA
V_{OUT}						
Output Voltage/ V_{SET} Voltage	$\frac{V_{OUT}}{V_{SET}}$	$V_{IN}=6V, V_{SET}=1V\sim 3.3V$	1.552	1.6	1.648	V/V
Line Regulation	$\frac{\Delta V_{OUT}}{V_{OUT}}$	$V_{IN}=4.5V$ to 6V		0.2	0.5	%
Load Regulation	$\frac{\Delta V_{OUT}}{V_{OUT}}$	$10mA \leq I_{OUT} \leq 0.5A$		0.2	0.8	%
Output Resistance	R_{OUT}	$I_{OUT}=0.5A, V_{SET}=3.4V$		0.2	0.3	Ω
Current Limit	I_{LIMLT}	$V_{OUT}=0V$		1		A
V_{SET}						
Minimum V_{SET} Voltage	$V_{SET(MIN)}$			1		V
V_{SET} pin Current	I_{SET}			80	200	nA
ENABLE						
Enable Voltage	V_{EN}	High		1.6		V
		Low			0.4	V
EN pin Bias Current	I_{EN}	$V_{EN}=0V$		1.5	10	μA
OVER TEMPERATURE PROTECTION						
Over Temperature Shutdown	OTS			150		°C
Over Temperature Hysteresis	OTH			25		°C

Note: Low duty pulse techniques are used during test to maintain junction temperature as close to ambient as possible.

■ TYPICAL APPLICATION CIRCUIT



■ TYPICAL CHARACTERISTICS



UTC assumes no responsibility for equipment failures that result from using products at values that exceed, even momentarily, rated values (such as maximum ratings, operating condition ranges, or other parameters) listed in products specifications of any and all UTC products described or contained herein. UTC products are not designed for use in life support appliances, devices or systems where malfunction of these products can be reasonably expected to result in personal injury. Reproduction in whole or in part is prohibited without the prior written consent of the copyright owner. The information presented in this document does not form part of any quotation or contract, is believed to be accurate and reliable and may be changed without notice.