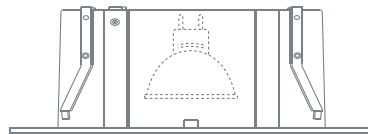
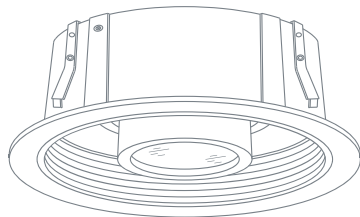


LR2610 - ADJUSTABLE SPOT W/ BAFFLE


6" LOW VOLTAGE TRIMS



5 3/4"

7 3/8"

FEATURE(S):



SPECIFICATION

12V 75W Max MR16 GU5.3

Application: These **adjustable** fixtures provide flexibility and versatility by doubling as both a downlight and as an accent light. These trims have large degrees of rotation resulting in both visual style and practical ergonomics.

Mounting Steel pressure springs mounted on trim to ensure positive retention inside housing.

Adjustability Lamp can be tilted 45° degrees vertically and rotated 358° degrees horizontally.

Baffle Finish: Die-Formed Construction Available in Black, All Natural* and All Mocha*.

Ring Finish: Die-formed aluminum baffle ridges eliminate stray light. Available in White, Black, Natural, Copper and Mocha.

Accessories: Takes (1) 2" Media.

Label: cETL Listed

COMPATIBILITY



LH7LV

STANDARD HOUSING
120V/277V



LH7LVC

IC HOUSING



LH7RLV

REMODEL HOUSING
120V/277V



LK50

MR16 RETROFIT
TRANSFORMER

Note: Wattage limitations on compatible items must be met.

ORDERING

ORDERING EXAMPLE : LR2610B

LR2610	BAFFLE FINISH	RING FINISH	ACCESSORIES
LR2610	B :Black	Blank :White	/L38 :Clear Lens
	N :All Natural*	B :Black	/L39 :Red Lens
	MO :All Mocha*	N :Natural	/L40 :Yellow Lens
		CO :Copper	/L41 :Blue Lens
		MO :Mocha	/L42 :Amber Lens
			/L43 :Green Lens
			/L44 :Daylight Blue Lens
			/L48 :Lens with Internal Louver Filter
			/L49 :Frosted Soft Focus
			/L50UV :UltraViolet Filter
			/L53 :Micro - Prismatic Spread Lens
			/L54 :Micro - Prismatic Spread Lens (Light Diffuse)
			/L55 :Linear Spread Lens
			/LL16B :Black
			/LL16C :Clear
			/LL16HD-B :Heavy Duty Black
			/LL16HD-C :Heavy Duty Clear

* Comes standard with a matching ring finish. Use "W" for White Ring.